



VM Trial License Guide

FortiAnalyzer 7.4.0



FORTINET DOCUMENT LIBRARY

<https://docs.fortinet.com>

FORTINET VIDEO LIBRARY

<https://video.fortinet.com>

FORTINET BLOG

<https://blog.fortinet.com>

CUSTOMER SERVICE & SUPPORT

<https://support.fortinet.com>

FORTINET TRAINING & CERTIFICATION PROGRAM

<https://www.fortinet.com/training-certification>

FORTINET TRAINING INSTITUTE

<https://training.fortinet.com>

FORTIGUARD LABS

<https://www.fortiguard.com>

END USER LICENSE AGREEMENT

<https://www.fortinet.com/doc/legal/EULA.pdf>

FEEDBACK

Email: techdoc@fortinet.com



April 5, 2024

FortiAnalyzer 7.4.0 VM Trial License Guide

05-740-910309-20240405

TABLE OF CONTENTS

Change Log	4
Introduction	5
Requirements	5
Licensing	5
Activating a free trial of FortiAnalyzer VM	7
Upgrading to an add-on license	11

Change Log

Date	Change Description
2023-05-15	Initial release.
2023-11-02	Updated Upgrading to an add-on license on page 11 .
2024-04-05	Updated Licensing on page 5 .

Introduction

With a FortiCare account, you can receive a free trial license for a FortiAnalyzer virtual machine (VM) to let you try the product. After evaluating the product, you can purchase an add-on license and upgrade the FortiAnalyzer VM to the add-on license.

This section includes the following topics:

- [Requirements on page 5](#)
- [Licensing on page 5](#)


Requirements

The following items are required before you can receive a free trial license for FortiAnalyzer VM:

- FortiCare/FortiCloud account with Fortinet Technical Support (<https://support.fortinet.com/>)
The FortiCare account includes free trial licenses for FortiAnalyzer VM.

The FortiCloud account is used to complete the licensing process.

When you register on the Fortinet Technical Support site (<https://support.fortinet.com/>), you create a FortiCloud account. FortiCloud is integrated with FortiCare, and the same login credentials are used for both accounts.



If you do not have a FortiCloud account, you can create one as part of the licensing process.

- FortiAnalyzer VM
You must be running FortiAnalyzer 7.0.0 or later on the VM.
- Browser
You must have access to a device with a browser to access FortiAnalyzer GUI.
- Internet access
You must have Internet access to access FortiCloud and your FortiCare account on the Technical Support Site and to receive the license agreement.
- License agreement
You must accept the terms of the license agreement before you can activate the trial license.

Licensing

A FortiCare account includes limited, free trial licenses for FortiAnalyzer VM. A trial license includes:

- Support to add three devices/VDOMs
- Support to use two ADOMs
- Support for 1 GB/day of logs

A trial license does not include access to Fortinet services or Technical Support for a FortiAnalyzer VM with a free trial license.

Activating a free trial of FortiAnalyzer VM

You can use the FortiAnalyzer GUI to request and activate a trial license for a FortiAnalyzer VM.

After the trial license is activated, please see the [FortiAnalyzer 7.4.0 Administration Guide](#) on the [Document Library](#) for information about the product.



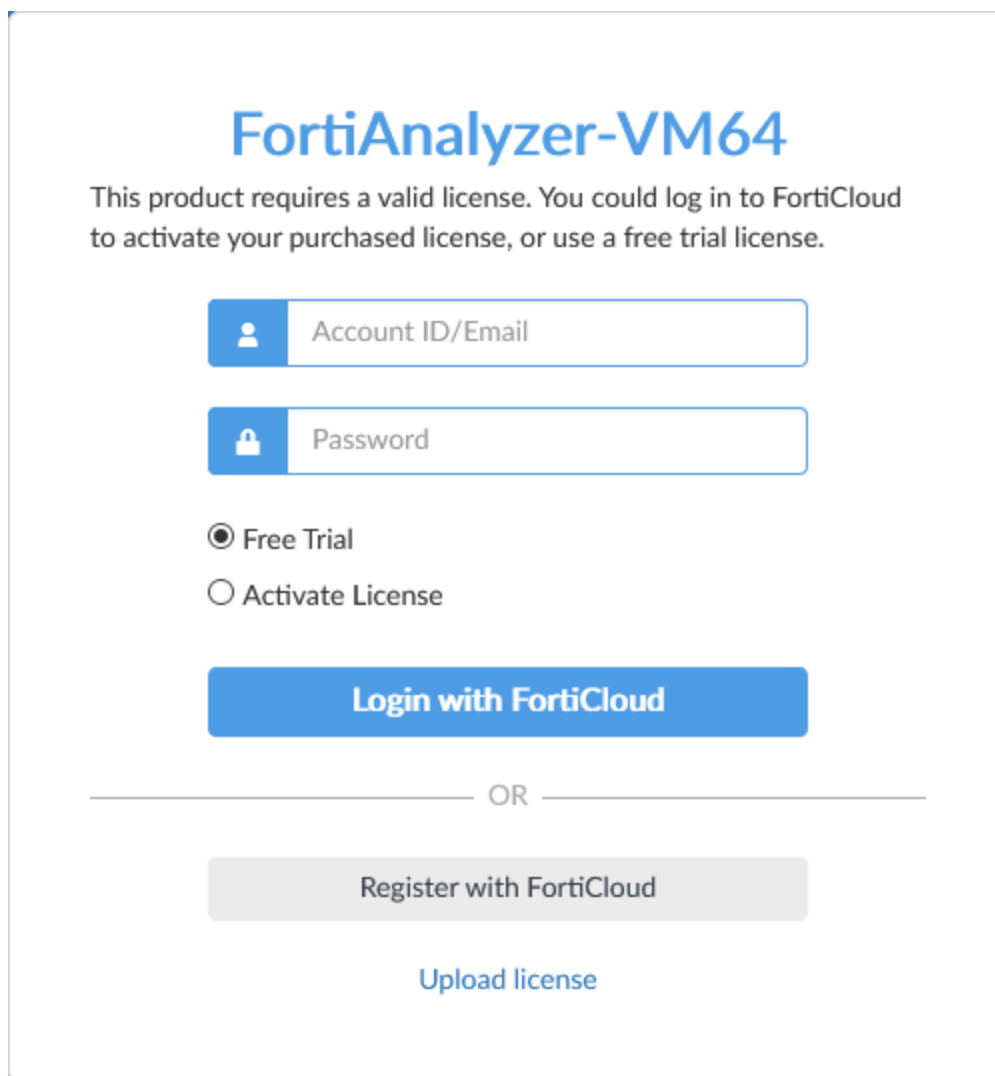
After you activate a trial license, the FortiAnalyzer VM is displayed as an asset in your FortiCloud account, and it is assigned a unique serial number.

To request and activate a trial license:

1. Install the VM, and configure the management port to enable access.
Ensure that the VM has Internet access.

For more information about setting up VMs, see documentation on the [FortiAnalyzer Private Cloud](#) and [FortiAnalyzer Public Cloud](#) pages on the [Document Library](#).


2. In a browser, access the IP address for the FortiAnalyzer GUI.
The login dialog box is displayed.



The image shows a web interface for FortiAnalyzer-VM64. At the top, the title "FortiAnalyzer-VM64" is displayed in a large blue font. Below the title, a message states: "This product requires a valid license. You could log in to FortiCloud to activate your purchased license, or use a free trial license." The interface contains two input fields: "Account ID/Email" with a person icon and "Password" with a lock icon. Below these fields are two radio buttons: "Free Trial" (selected) and "Activate License". A blue button labeled "Login with FortiCloud" is positioned below the radio buttons. A horizontal line with the word "OR" in the center separates this from a gray button labeled "Register with FortiCloud". At the bottom, there is a blue link labeled "Upload license".

3. Select *Free Trial*, and click *Login with FortiCloud*.
If you do not have a FortiCloud account, click *Register with FortiCloud* to create one.
The *Free Trial License Agreement* is displayed.

Free Trial License Agreement



FortiAnalyzer-VM/FortiManager-VM Free Limited License Agreement

TERMS AND CONDITIONS

THESE TERMS AND CONDITIONS APPLY BETWEEN THE ENTITY SET FORTH BELOW (THE "CUSTOMER") AND FORTINET, WHERE BOTH PARTIES CONSENT TO BE BOUND BY THESE TERMS AND CONDITIONS UNDER THIS FREE LIMITED LICENSE AGREEMENT (THE "AGREEMENT"). IF YOU DO NOT AGREE TO THE TERMS, YOU SHOULD NOT ACCEPT THE AGREEMENT AND SHOULD CONTACT LEGAL@FORTINET.COM TO REQUEST CHANGES TO THE AGREEMENT

1) FREE LIMITED LICENSE AGREEMENT.

This Agreement is made for the purpose of testing and evaluating Fortinet's FortiAnalyzer and FortiManager Virtual Machine which have limited features as compared to the full version (hereinafter the "Products") for their potential purchase. Although the Products will have limited features (as detailed below), they will allow Customer to determine if they perform to specifications and expectations.

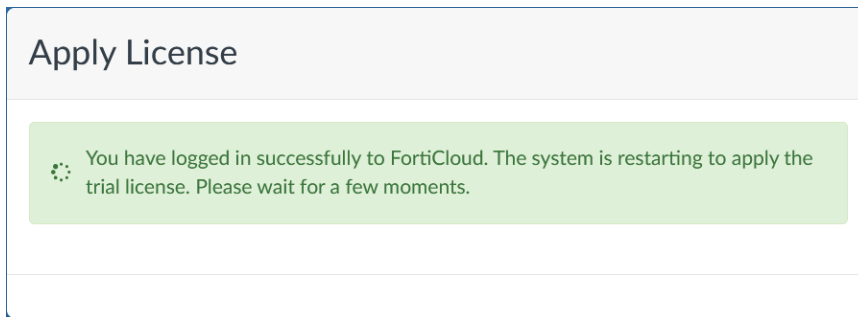
2) PERMITTED USES AND RESTRICTIONS FOR THE LICENSE.

Fortinet grants Customer a nonexclusive, and nontransferable, limited license to use the Products for testing and evaluation (either by Customer or a third party evaluator). Customers will be provided with 1 limited free trial of the Products with their FortiCare account. The Products will include a maximum of 1 GB/day logs, 3 devices, 2 ADOMs, and do not include services or support, such as FortiCare (support and maintenance) or FortiGuard (subscription services). Customer may use the Products for management and analytics of data generated by other Fortinet products. The trial license does not come with any obligation or promise by Fortinet to provide FortiCare (support and maintenance) or FortiGuard (subscription services). Customer's access and use of the Products are subject to the limitations of their respective trial versions and are subject to all of Fortinet's applicable the terms and conditions, including Fortinet's then current End User License Agreement ("EULA") which can be found at: <http://www.fortinet.com/doc/legal/EULA.pdf> and Fortinet Service Terms and Conditions ("Terms of Service") which can be found at <https://www.fortinet.com/content/dam/fortinet>

☒ I have read and accept the terms in the License Agreement.

Accept
Cancel

4. Read and accept the license agreement:
 - a. Read the license agreement.
 - b. Select the *I have read and accept the terms in the License Agreement* checkbox.
 - c. Click *Accept*.
The license is applied, and you are logged in to FortiAnalyzer.



5. Go to *Dashboard > License Information* widget.
The *VM License* option displays *Trial License*.
6. After evaluating the FortiAnalyzer VM, you can purchase and install an add-on license. See [Upgrading to an add-on license on page 11](#).

Upgrading to an add-on license

After using a FortiAnalyzer VM with a trial license, you can upgrade by installing an add-on license. You can use the FortiAnalyzer GUI to install an add-on license.

Before you can install an add-on license, you must perform the following tasks:

- Install a FortiAnalyzer-VM and activate a trial license. See [Activating a free trial of FortiAnalyzer VM on page 7](#).
- Purchase the add-on license from a licensed reseller and receive an email with the product registration code.

After you receive the email with the registration code, use this topic to perform the following actions:

- Register the add-on license with FortiCloud by using the registration code.
- Register the support contract with FortiCloud by using the registration code.
- Download the license key from FortiCloud.
- Install the license key by using the FortiAnalyzer GUI.



Before you can apply a support contract to FortiAnalyzer you must convert your trial VM into a production instance by applying an add-on license.

After the add-on license is installed to FortiAnalyzer VM, the *Dashboard > License Information* widget displays the name of the license and the updated *GB/Day*. The GB/day of the add-on license is added to the support provided by the trial license (1 GB/day). For example, after installing a VM-GB5 license (5 GB/day), the FortiAnalyzer VM will support a total of 6 GB/day of logs.

To register an add-on license and download a license key:

1. Register the support contract and the add-on license:
 - a. Go to the Fortinet Technical Support site (<https://support.fortinet.com/>), and log in by using your FortiCloud credentials.
 - b. Go to *Asset Management > Dashboard > Register Now*.
 - c. In the *Registration Code* box, enter the registration code, and click *Next*.
For more details, see [FortiCloud Asset Management > Registering products](#).
2. Specify the IP address for the FortiAnalyzer VM:
 - a. In *Asset Management*, select the product. The product details are displayed.
 - b. In the *Product Information* widget, click the *Edit* icon to edit product details.
 - c. In the *Description* box, type a description.
 - d. In the *IP Address* box, enter the IP address for the FortiAnalyzer VM.
 - e. Click *Save*.
3. In the *License and Key* widget, click the *Get the License File* link. The license is downloaded.

To install an add-on license:

1. Log in to FortiAnalyzer, and go to *Dashboard*.
2. In the *License Information* widget, beside the *VM License* option, click the *Add License* button.
The *Add License* dialog box is displayed.

3. Complete the following options, and click *OK*:
 - a. In the *Account ID/Email* box, type the email for your FortiCloud account.
 - b. In the *Password* box, type the password for your FortiCloud account.
 - c. In the *Registration Code* box, enter the contract registration code for the add-on license.
The *License Agreement* is displayed.
4. Accept the license agreement:
 - a. Read the license agreement.
 - b. Select the *I have read and accept the terms in the License Agreement* checkbox.
 - c. Click *OK*.The *Restart Device* dialog box is displayed.

Restart Device

This device must restart to apply the new license. Would you like to restart now?

Restart NowRestart Later

5. Click *Restart Now* to apply the license.
FortiAnalyzer restarts, and the license is applied.
6. Go to *Dashboard > License Information* widget.
The *VM License* option displays the name of the license.



www.fortinet.com

Copyright© 2024 Fortinet, Inc. All rights reserved. Fortinet®, FortiGate®, FortiCare® and FortiGuard®, and certain other marks are registered trademarks of Fortinet, Inc., and other Fortinet names herein may also be registered and/or common law trademarks of Fortinet. All other product or company names may be trademarks of their respective owners. Performance and other metrics contained herein were attained in internal lab tests under ideal conditions, and actual performance and other results may vary. Network variables, different network environments and other conditions may affect performance results. Nothing herein represents any binding commitment by Fortinet, and Fortinet disclaims all warranties, whether express or implied, except to the extent Fortinet enters a binding written contract, signed by Fortinet's General Counsel, with a purchaser that expressly warrants that the identified product will perform according to certain expressly-identified performance metrics and, in such event, only the specific performance metrics expressly identified in such binding written contract shall be binding on Fortinet. For absolute clarity, any such warranty will be limited to performance in the same ideal conditions as in Fortinet's internal lab tests. Fortinet disclaims in full any covenants, representations, and guarantees pursuant hereto, whether express or implied. Fortinet reserves the right to change, modify, transfer, or otherwise revise this publication without notice, and the most current version of the publication shall be applicable.