# QuickStart Guide

## FortiGate 50G 5G Series

FG-50G-5G, FG-51G-5G

# The Essentials

## Secure your Network

Register at https://support.fortinet.com for the latest threat protection updates

## Fortinet Documents Library

For getting started documentation, admin guides, up-to-date hardware manuals and reference resources, visit https://docs.fortinet.com/

## FortiManagement Cloud

Experience simplified cloud provisioning, security analytics, remote access, hosted log retention and reporting at https://management.forticloud.com

## Quick Start Guide Online

Please refer to the online version for the most current and up-to-date information about your device at
https://docs.fortinet.com/document/fortigate/hardware/fortigate-50g-5g-series-qsg

You may also scan the QR code below.

# Package Contents

## FortiGate 50G-5G Series

FG-50G-5G, FG-51G-5G

1x FortiGate Device

1x QuickStart Guide

3x AC Adapter Plugs
(US, EU, UK)

1x DC Power Adapter

1x Ethernet Cable

5x Antennas
(4× 5G, 1x GPS)

# Setup

## FortiManagement Cloud

Login to https://management.forticloud.com using your Fortinet Credentials, then click **Add FortiGate** and enter the Cloudkey

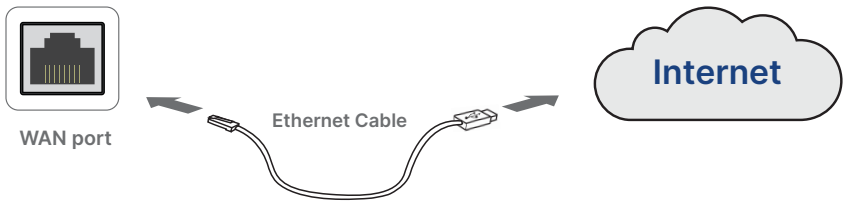


## GUI

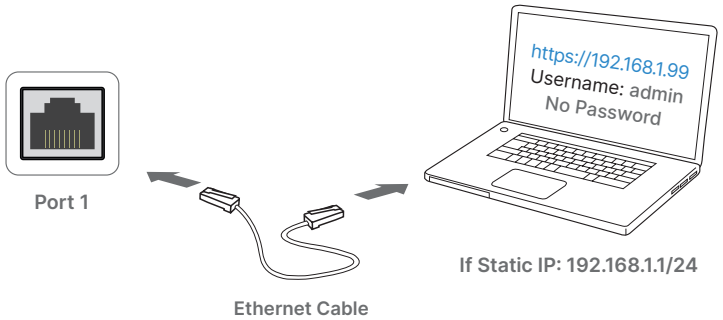


❶ Connect Port 1 to an Ethernet port or USB-RJ45 Ethernet adapter on your computer using the provided Ethernet cable.
❷ Open a browser to https://192.168.1.99

* Refer to the FAQ for help with the registration process: https://docs.fortinet.com/document/fortigate/hardware/registration-before-device-configuration-faq

## CLI

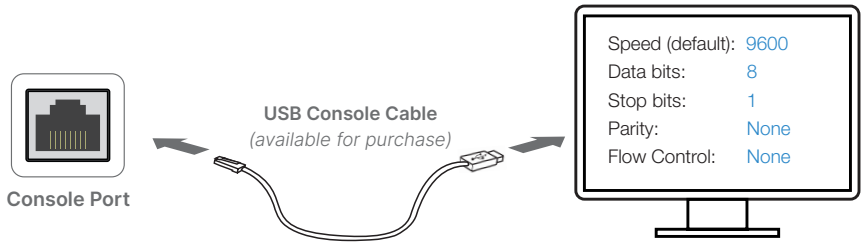


❶ Connect a console cable (not included) to the Console Port.
❷ Open a Terminal app using 9600-8-N-1.

## Default Login

**https://192.168.1.99**
**Username: *admin***
**Password: leave blank**

# Dual 5G Nano SIM Slots

SIM type is 4FF - Nano SIM. Industrial and commercial cards supported.
Refer to the Admin guide for configuration at https://docs.fortinet.com

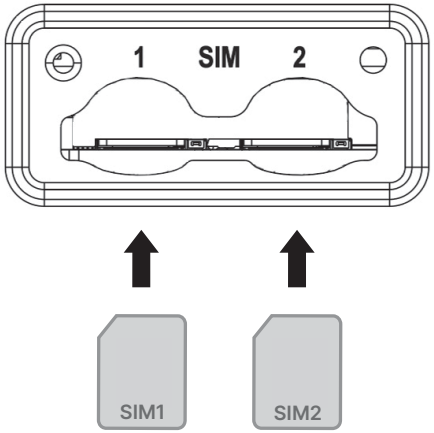


# Antenna Installation

Attach the provided antennas to the SMA connections.



# Front FG-50G-5G Series

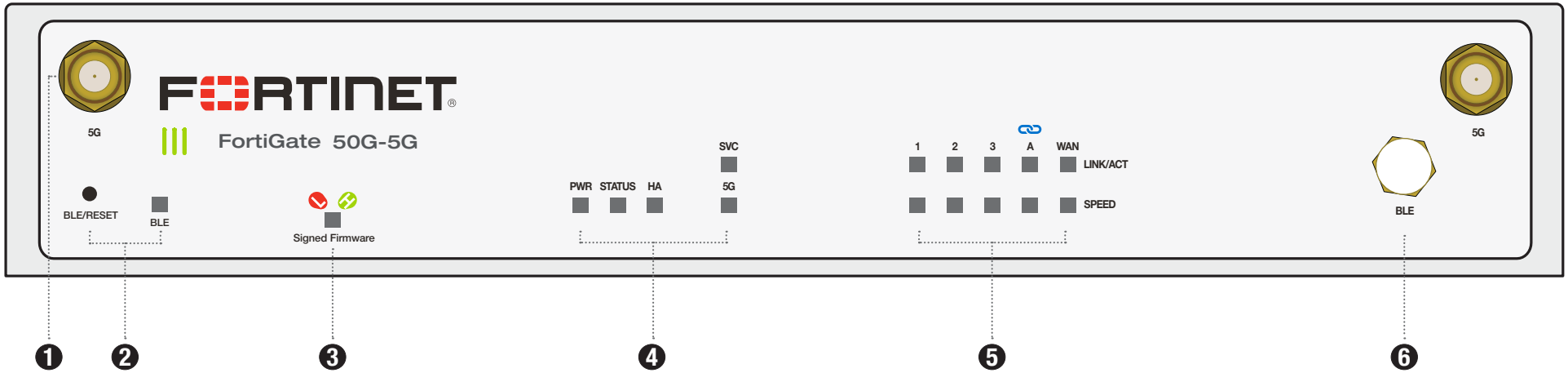


**1 Antenna Connector (5x SMA)**

**2 BLE / RESET** Press to enable BLE; press and hold for system reset during STATUS reset window

- **Blue**: BLE on
- **Flashing Blue**: BLE in discovery
- **Off**: BLE off

**3 SIGNED FIRMWARE** BIOS Security Level
Controlled by Signed Firmware Switch, see Admin Guide at https://docs.fortinet.com

- **High**: Unsigned firmware blocked (default)
- **Low**: Unsigned firmware allowed with a warning

**4 PWR**

- **Green**: Power detected
- **Off**: Power not detected

**STATUS**

- **Green**: Operating normally
- **Flashing Green**: Reset window
- **Off**: Device is off

**HA**

- **Green**: HA enabled (normal)
- **Amber**: HA enabled (failover)
- **Off**: HA disabled

**SVC** 5G/4G/3G Link

- **Green**: SVC connected
- **Off**: SVC not connected

**5G**

- **Green**: 5G connected
- **Amber**: 4G/3G connected
- **Off**: Not connected

**5 Ethernet Ports**

**LINK/ACT**

- **Green**: Connected
- **Flashing Green**: Data activity
- **Off**: Not connected

**SPEED**

- **Green**: 1 Gbps
- **Amber**: 100 Mbps
- **Off**: 10 Mbps or not connected

**6 BLE Antenna**

# Rear FG-50G-5G Series

1. **Antenna Connector (5x SMA)**
2. **Power Input** 12V DC, 100-240V AC 50/60Hz adapter
3. **USB 3.0 Port**
4. **CONSOLE (RJ45)** CLI management
5. **SIGNED FIRMWARE Switch**
6. **Ports (5x RJ45)** WAN, A – FortiLink, 3, 2, 1

# Cautions and Warnings

### Environmental specifications

Ambient operating temperature: 0°C to 40°C

*Refer to specific Product Model Data Sheet for Environmental Specifications (Operating Temperature, Storage Temperature, Humidity, and Altitude)*
*Référez à la Fiche Technique de ce produit pour les caractéristiques environnementales (Température de fonctionnement, température de stockage, humidité et l'altitude).*

### Safety

**Battery** – Risk of explosion if the battery is replaced by an incorrect type. Do not dispose of batteries in a fire. They may explode. Dispose of used batteries according to your local regulations. IMPORTANT: Switzerland: Annex 4.10 of SR814.013 applies to batteries.

**Batterie** – Risque d'explosion si la batterie est remplacée par un type incorrect. Ne jetez pas les batteries au feu. Ils peuvent exploser. Jetez les piles usagées conformément aux réglementations locales. IMPORTANT: Suisse: l'annexe 4.10 de SR814.013 s'appliquent aux batteries.

警告
本電池如果更換不正確會有爆炸的危險
請依製造商說明書處理用過之電池

This product is intended to be supplied by a Listed pluggable A via Class I external power supply adapter by means of a power cord connected to a socket-outlet with earthing connection.

Ce produit est destiné à être alimenté par un adaptateur d'alimentation externe de classe I par l'intermédiaire d'un cordon d'alimentation enfichable de classe A qui doit être branché à une prise de courant avec terre.

**Grounding** — To prevent damage to your equipment, connections that enter from outside the building should pass through a lightning / surge protector, and be properly grounded. Use an electrostatic discharge workstation (ESD) and/or wear an anti-static wrist strap while you work. In addition to the grounding terminal of the plug, on the back panel, there is another, separate terminal for earthing.

**Mise à la terre** — Pour éviter d'endommager votre matériel, assurez-vous que les branchements qui entrent à partir de l'extérieur du bâtiment passent par un parafoudre / parasurtenseur et sont correctement mis à la terre. Utilisez un poste de travail de décharge électrostatique (ESD) et / ou portez un bracelet anti-statique lorsque vous travaillez. Ce produit possède une borne de mise à la terre qui est prévu à l'arrière du produit, à ceci s'ajoute la mise à la terre de la prise.

This product has a separate protective earthing terminal provided on the back of the product in addition to the grounding terminal of the attachment plug. This separate protective earthing terminal must be permanently connected to earth with a green with yellow stripe conductor minimum size # 22AWG and the connection is to be installed by a qualified service personnel.

Ce produit a une borne de mise à la terre séparé sur le dos de l'appareil, en plus de la borne de mise à la terre de la fiche de raccordement. Cette borne de mise à la terre séparée doit être connecté en permanence à la terre avec un conducteur vert avec la taille bande jaune de minimum # 22AWG et la connexion doit être installé par un personnel qualifié.

# Regulatory Notices

### Federal Communication Commission (FCC) – USA

This device complies with Part 15 of the FCC Rules. Operation is subject to the following two conditions:
(1) this device may not cause harmful interference, and
(2) this device must accept any interference received; including interference that may cause undesired operation.

This equipment has been tested and found to comply with the limits for a Class B digital device, pursuant to Part 15 of the FCC Rules. These limits are designed to provide reasonable protection against harmful interference in residential installation. This equipment generates, uses, and can radiate radio frequency energy, and if it is not installed and used in accordance with the instruction manual, it may cause harmful interference to radio communications. However, there is no guarantee that interference will not occur in a particular installation.

If this equipment does cause harmful interference to radio or television reception, which can be determined by turning the equipment off and on, the user is encouraged to try to correct the interference by one or more of the following measures:

Reorient or relocate the receiving antenna.
Increase the separation between the equipment and receiver.
Connect the equipment into an outlet on a circuit different from that to which the receiver is connected.
Consult the dealer or an experienced radio/TV technician for help.

**WARNING**: Any changes or modifications to this unit not expressly approved by the party responsible for compliance could void the user's authority to operate the equipment

This equipment complies with FCC radiation exposure limits set forth for an uncontrolled environment. This equipment should be installed and operated with minimum distance 20cm between the radiator and your body. This transmitter must not be co-located or operating in conjunction with any other antenna or transmitter.

### Innovation, Science and Economic Development (ISED) – Canada

This Class B digital apparatus complies with Canadian ICES-003.

Cet appareil numérique de la classe B est conforme à la norme NMB-003 du Canada.

This device contains licence-exempt transmitter(s)/receiver(s) that comply with Innovation, Science and Economic Development Canada's licence-exempt RSS(s). Operation is subject to the following two conditions:
1. This device may not cause interference.
2. This device must accept any interference, including interference that may cause undesired operation of the device.

L'émetteur/récepteur exempt de licence contenu dans le présent appareil est conforme aux CNR d'Innovation, Sciences et Développement économique Canada applicables aux appareils radio exempts de licence. L'exploitation est autorisée aux deux conditions suivantes:
1. L'appareil ne doit pas produire de brouillage;
2. L'appareil doit accepter tout brouillage radioélectrique subi, même si le brouillage est susceptible d'en compromettre le fonctionnement.

This equipment complies with ISED radiation exposure limits set forth for an uncontrolled environment. This equipment should be installed and operated with minimum distance 20cm between the radiator and your body.

Cet équipement est conforme aux limites d'exposition aux rayonnements ISED établies pour un environnement non contrôlé. Cet équipement doit être installé et utilisé avec un minimum de 20cm de distance entre la source de rayonnement et votre corps.

This radio transmitter (Contains IC: 7280B-110T17) has been approved by ISED to operate with the antenna types listed below with the maximum permissible gain and required antenna impedance for each antenna type indicated. Antenna types not included in this list, having a gain greater than the maximum gain indicated for that type, are strictly prohibited for use with this device.

Le présent émetteur radio (Contains IC: 7280B-110T17) a été approuvé par ISED pour fonctionner avec les types d'antenne énumérés ci-dessous et ayant un gain admissible maximal et l'impédance requise pour chaque type d'antenne. Les types d'antenne non inclus dans cette liste, ou dont le gain est supérieur au gain maximal indiqué, sont strictement interdits pour l'exploitation de l'émetteur.

This device and its antennas(s) must not be co-located or operating in conjunction with any other antenna or transmitter except in accordance with IC multi-transmitter product procedures.

Cet appareil et son antenne (s) ne doit pas être co-localisés ou fonctionnement en association avec une autre antenne ou transmetteur.

| Antenna No. | Manufacturer | Model | Antenna Type | Connector | Antenna Peak Gain |
|---|---|---|---|---|---|
| 1 | Joymax | IHF-2120MPX9-W018 | monopole | iPex MHF1 | 1.53 dBi for 2.4GHz(BLE) |

# European Conformity (CE) - EU

This is a Class B product. In a domestic environment, this product may cause radio interference, in which case the user may be required to take adequate measures.

CE

This equipment should be installed and operated with minimum distance 20cm between the radiator and your body.

### Simplified EU Declaration of Conformity

This declaration is only valid for Fortinet products (including combinations of software, firmware and hardware) provided by Fortinet or Fortinet's authorized partners to the end-customer directly for use within the EU or countries that have implemented the EU Directives and/or spectrum regulation. Any Fortinet products not obtained directly from Fortinet or Fortinet's authorized partners may not comply with EU Directives and Fortinet makes no assurances for such products.

**Български**
Този продукт е в съответствие с Директива 2014/53/ЕС.

**Česky**
Tento produkt je v souladu se směrnicí 2014/53/EU.

**Dansk**
Dette produkt er i overensstemmelse med direktiv 2014/53/EU.

**Deutsch**
Dieses Produkt entspricht der Richtlinie 2014/53/EU.

**Eesti**
See toode vastab direktiivile 2014/53/EL.

**English**
This product is in compliance with Directive 2014/53/EU.

**Español**
Este producto cumple con la Directiva 2014/53/UE.

**Ελληνική**
Το προϊόν αυτό συμμορφώνεται με την Οδηγία 2014/53/ΕΕ.

**Français**
Ce produit est conforme à la Directive 2014/53/UE.

**Hrvatski**
Ovaj proizvod je u skladu s Direktivom 2014/53/EU.

**Italiano**
Questo prodotto è conforme alla Direttiva 2014/53/EU.

**Latviski**
Šis produkts atbilst Direktīvai 2014/53/ES.

**Lietuvių**
Šis gaminys atitinka direktyvą 2014/53/ES.

**Malti**
Dan il-prodott huwa konformi mad-Direttiva 2014/53/UE.

**Magyar**
Ez a termék megfelel a 2014/53/EU irányelvnek.

**Nederlands**
Dit product is in overeenstemming met Richtlijn 2014/53/EU.

**Norsk**
Dette produktet er i samsvar med direktiv 2014/53/EU.

**Polski**
Ten produkt jest zgodny z dyrektywą 2014/53/UE.

**Português**
Este produto está em conformidade com a Diretiva 2014/53/UE.

**Rumunski**
Acest produs este în conformitate cu Directiva 2014/53/UE.

**Slovensky**
Tento produkt je v súlade so smernicou 2014/53/EÚ.

**Slovensko**
Ta izdelek je v skladu z Direktivo 2014/53/EU.

**Suomi**
Tämä tuote on direktiivin 2014/53/EU mukainen.

**Svenska**
Denna produkt överensstämmer med direktiv 2014/53/EU.

**Magyar**
Ez a termék megfelel a 2014/53/EU irányelvnek.

**Nederlands**
Dit product is in overeenstemming met Richtlijn 2014/53/EU.

**Norsk**
Dette produktet er i samsvar med direktiv 2014/53/EU.

**Polski**
Ten produkt jest zgodny z dyrektywą 2014/53/UE.

**Português**
Este produto está em conformidade com a Diretiva 2014/53/UE.

**Rumunski**
Acest produs este în conformitate cu Directiva 2014/53/UE.

**Slovensky**
Tento produkt je v súlade so smernicou 2014/53/EÚ.

**Slovensko**
Ta izdelek je v skladu z Direktivo 2014/53/EU.

**Suomi**
Tämä tuote on direktiivin 2014/53/EU mukainen.

**Svenska**
Denna produkt överensstämmer med direktiv 2014/53/EU.

Note: The full Declaration of Conformity for this product is available in the link below:
https://site.fortinet.com/ProductRegulatory/EU

## Agência Nacional de Telecomunicações (ANATEL) – Brazil

Este produto não é apropriado para uso em ambientes domésticos, pois poderá causar interferências eletromagnéticas que obrigam o usuário a tomar medidas necessárias para minimizar estas interferências.

Este equipamento não tem direito à proteção contra interferência prejudicial e não pode causar interferência em sistemas devidamente autorizados. Para maiores informações, consulte o site da ANATEL – www.gov.br/anatel.

## Voluntary Control Council for Interference (VCCI) – Japan

この装置は、クラスB機器です。この装置は、住宅環境で使用することを目的としていますが、この装置がラジオやテレビジョン受信機に近接して使用されると、受信障害を引き起こすことがあります。取扱説明書に従って正しい取り扱いをして下さい。

ＶＣＣＩ－Ｂ





## Compliance with 2014/53/EU Radio Equipment Directive (RED)

In accordance with Article 10.8(a) and 10.8(b) of the RED, the following table provides information on the frequency bands used and the maximum RF transmit power of the product for sale in the EU:

| TECHNOLOGY | FREQUENCY RANGE | TRANSMIT POWER |
|---|---|---|
| Bluetooth | 2402-2480MHz | Less than 10dBm (EIRP) |
| WCDMA | Band 1: 1920-1980MHz(Uplink); 2110-2170MHz(Downlink)<br>Band 8: 880-915MHz(Uplink);925-960MHz(Downlink) | 24 dBm (Conducted) |
| LTE | Band 1: 1920-1980MHz(Uplink); 2110-2170MHz(Downlink)<br>Band 3: 1710-1785MHz(Uplink); 1805-1880MHz(Downlink)<br>Band 7: 2500-2570MHz(Uplink); 2620-2690MHz(Downlink)<br>Band 8: 880-915MHz(Uplink);925-960MHz(Downlink)<br>Band 20: 832-862MHz(Uplink); 791-821MHz(Downlink)<br>Band 28: 703-748MHz(Uplink); 758-803MHz(Downlink)<br>Band 34: 2010-2025MHz<br>Band 38: 2570-2620MHz<br>Band 40: 2300-2400MHz<br>Band 41: 2496-2690MHz<br>Band 42: 3400-3600MHz<br>Band 43: 3600-3800MHz | 24 dBm (Conducted) |
| | Band 41: 2496-2690MHz | 27 dBm (Conducted) |
| 5G NR | n1: 1920-1980MHz(Uplink); 2110-2170MHz(Downlink)<br>n3: 1710-1785MHz(Uplink); 1805-1880MHz(Downlink)<br>n7: 2500-2570MHz(Uplink); 2620-2690MHz(Downlink)<br>n8: 880-915MHz(Uplink);925-960MHz(Downlink)<br>n20: 832-862MHz(Uplink); 791-821MHz(Downlink)<br>n28: 703-748MHz(Uplink); 758-803MHz(Downlink)<br>n38: 2570-2620MHz<br>n40: 2300-2400MHz<br>n41: 2496-2690MHz<br>n77: 3300-4200MHz<br>n78: 3300-3800MHz | 24 dBm (Conducted) |
| | n41: 2496-2690MHz<br>n77: 3300-4200MHz<br>n78: 3300-3800MHz | 27 dBm (Conducted) |
| | n41: 2496-2690MHz<br>n77: 3300-4200MHz<br>n78: 3300-3800MHz | 29 dBm (Conducted) |

## UK Conformity Assessed (UKCA) – United Kingdom

The product transmits within the frequency ranges and less than or equal to the power listed below:

| TECHNOLOGY | FREQUENCY RANGE | TRANSMIT POWER |
|---|---|---|
| Bluetooth | 2402-2480MHz | Less than 10dBm (EIRP) |
| WCDMA | Band 1: 1920-1980MHz(Uplink); 2110-2170MHz(Downlink)<br>Band 8: 880-915MHz(Uplink);925-960MHz(Downlink) | 24 dBm (Conducted) |
| LTE | Band 1: 1920-1980MHz(Uplink); 2110-2170MHz(Downlink)<br>Band 3: 1710-1785MHz(Uplink); 1805-1880MHz(Downlink)<br>Band 7: 2500-2570MHz(Uplink); 2620-2690MHz(Downlink)<br>Band 8: 880-915MHz(Uplink);925-960MHz(Downlink)<br>Band 20: 832-862MHz(Uplink); 791-821MHz(Downlink)<br>Band 28: 703-748MHz(Uplink); 758-803MHz(Downlink)<br>Band 34: 2010-2025MHz<br>Band 38: 2570-2620MHz<br>Band 40: 2300-2400MHz<br>Band 41: 2496-2690MHz<br>Band 42: 3400-3600MHz<br>Band 43: 3600-3800MHz | 24 dBm (Conducted) |
| | Band 41: 2496-2690MHz | 27 dBm (Conducted) |
| 5G NR | n1: 1920-1980MHz(Uplink); 2110-2170MHz(Downlink)<br>n3: 1710-1785MHz(Uplink); 1805-1880MHz(Downlink)<br>n7: 2500-2570MHz(Uplink); 2620-2690MHz(Downlink)<br>n8: 880-915MHz(Uplink);925-960MHz(Downlink)<br>n20: 832-862MHz(Uplink); 791-821MHz(Downlink)<br>n28: 703-748MHz(Uplink); 758-803MHz(Downlink)<br>n38: 2570-2620MHz<br>n40: 2300-2400MHz<br>n41: 2496-2690MHz<br>n77: 3300-4200MHz<br>n78: 3300-3800MHz | 24 dBm (Conducted) |
| | n41: 2496-2690MHz<br>n77: 3300-4200MHz<br>n78: 3300-3800MHz | 27 dBm (Conducted) |
| | n41: 2496-2690MHz<br>n77: 3300-4200MHz<br>n78: 3300-3800MHz | 29 dBm (Conducted) |

This equipment should be installed and operated with minimum distance 20cm between the radiator & your body.

This product is in compliance with **Statutory Instrument 1206 Radio Equipment Regulations 2017**

The full Declaration of Conformity for this product is available in the link below:
https://site.fortinet.com/ProductRegulatory/UK

September 1, 2026

Copyright © 2026 Fortinet, Inc. All rights reserved. Fortinet®, FortiGate®, FortiCare® and FortiGuard®, and certain other marks are registered trademarks of Fortinet, Inc., and other Fortinet names herein may also be registered and/or common law trademarks of Fortinet. All other product or company names may be trademarks of their respective owners. Performance and other metrics contained herein were attained in internal lab tests under ideal conditions, and actual performance and other results may vary. Network variables, different network environments and other conditions may affect performance results. Nothing herein represents any binding commitment by Fortinet, and Fortinet disclaims all warranties, whether express or implied, except to the extent Fortinet enters a binding written contract, signed by Fortinet's SVP Legal and above, with a purchaser that expressly warrants that the identified product will perform according to certain expressly-identified performance metrics and, in such event, only the specific performance metrics expressly identified in such binding written contract shall be binding on Fortinet. For absolute clarity, any such warranty will be limited to performance in the same ideal conditions as in Fortinet's internal lab tests. Fortinet disclaims in full any covenants, representations, and guarantees pursuant hereto, whether express or implied. Fortinet reserves the right to change, modify, transfer, or otherwise revise this publication without notice, and the most current version of the publication shall be applicable.

For Product License Agreement / EULA and Warranty Terms, visit https://www.fortinet.com/content/dam/fortinet/assets/legal/EULA.pdf

FG-50G-5G-Series-QSG-20260901

FSC www.fsc.org MIX Paper FSC™ C173973