

# FortiSIEM - Downloading FortiSIEM Products

Version 6.1.2

**FORTINET DOCUMENT LIBRARY**

<https://docs.fortinet.com>

**FORTINET VIDEO GUIDE**

<https://video.fortinet.com>

**FORTINET BLOG**

<https://blog.fortinet.com>

**CUSTOMER SERVICE & SUPPORT**

<https://support.fortinet.com>

**FORTINET TRAINING & CERTIFICATION PROGRAM**

<https://www.fortinet.com/training-certification>

**NSE INSTITUTE**

<https://training.fortinet.com>

**FORTIGUARD CENTER**

<https://www.fortiguard.com>

**END USER LICENSE AGREEMENT**

<https://www.fortinet.com/doc/legal/EULA.pdf>

**FEEDBACK**

Email: [techdoc@fortinet.com](mailto:techdoc@fortinet.com)



02/01/2022

FortiSIEM 6.1.2 Downloading FortiSIEM Products

# TABLE OF CONTENTS

<b>Change Log</b> .....	<b>4</b>
<b>Downloading FortiSIEM Products</b> .....	<b>5</b>

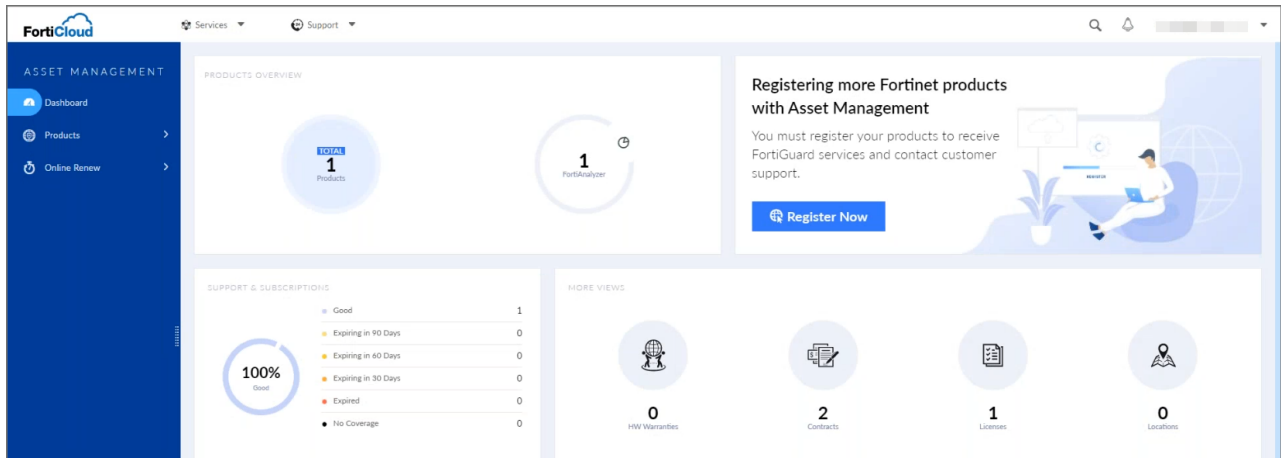
# Change Log

Date	Change Description
11/20/2019	Initial version of Downloading FortiSIEM Products for 5.2.6.
03/30/2020	Release of Downloading FortiSIEM Products for 5.3.0.
08/04/2021	Updated Downloading FortiSIEM Products for 6.1.x.
08/09/2021	Updated Downloading FortiSIEM Products for 6.1.x with updated support screenshots and steps.

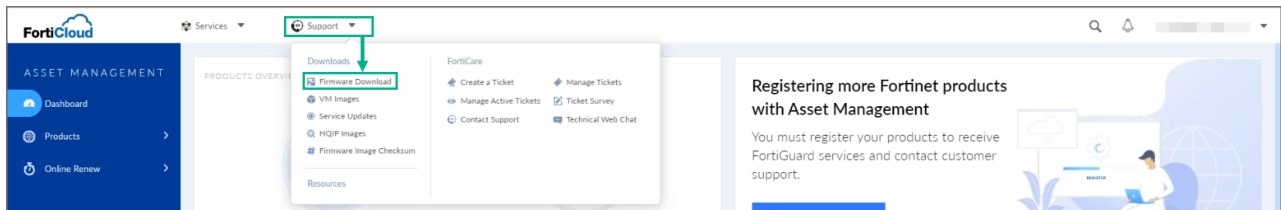
# Downloading FortiSIEM Products

Follow these instructions to download FortiSIEM products from the Fortinet Support website.

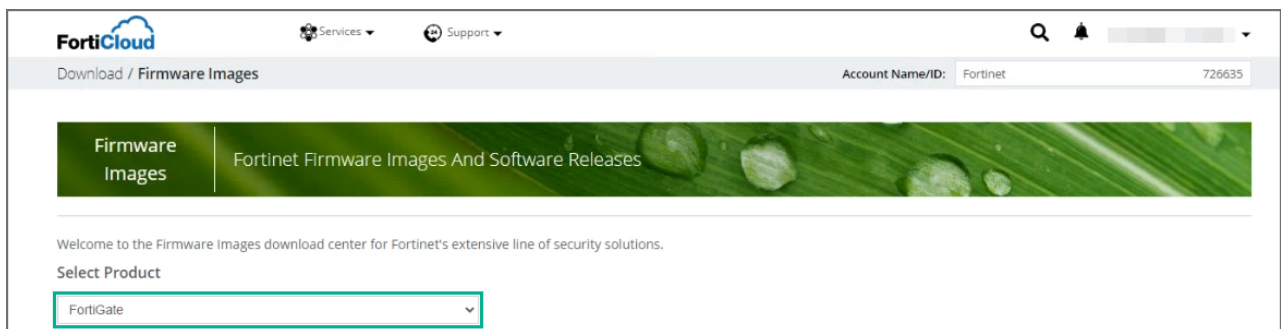
1. Log in to the Fortinet support portal: <https://support.fortinet.com/>.



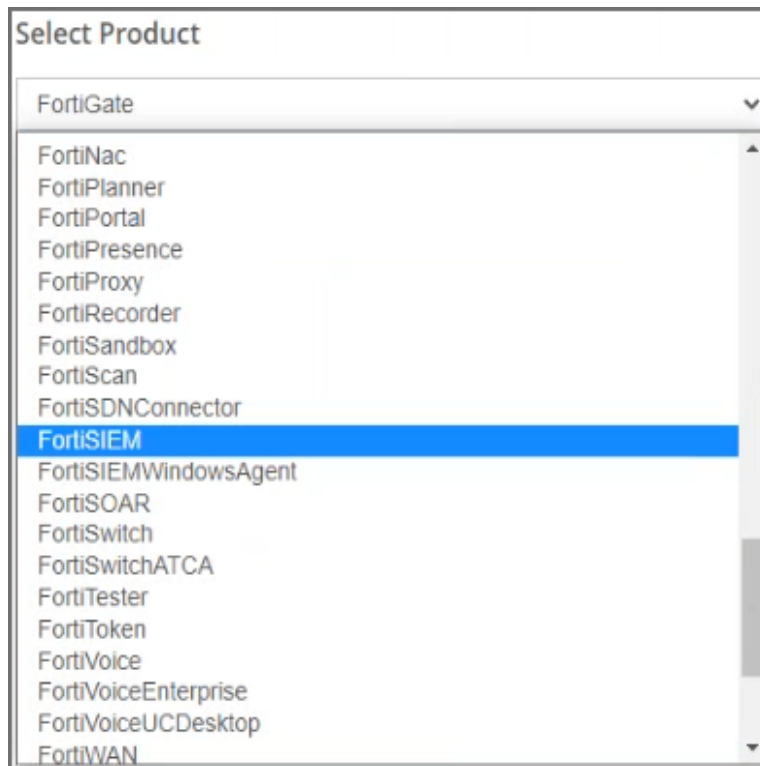
2. Click on the **Support** drop-down list and select **Firmware Download**.



3. Click the **Select Product** drop-down list.



4. Choose **FortiSIEM** from the drop-down list.



5. On the page that opens, select the **Release Notes** tab to download the release notes for the version of the product you want to download.

The screenshot shows the FortiCloud website's Firmware Images section. At the top, there is a navigation bar with the FortiCloud logo, 'Services' and 'Support' dropdown menus, and a search icon. Below the navigation bar, the page title is 'Download / Firmware Images' and there is an 'Account Name/ID' field. A green banner with the text 'Firmware Images' and 'Fortinet Firmware Images And Software Releases' is displayed. Below the banner, a welcome message reads: 'Welcome to the Firmware Images download center for Fortinet's extensive line of security solutions.' A 'Select Product' dropdown menu is set to 'FortiSIEM'. Two tabs, 'Release Notes' (active) and 'Download', are visible. The main content area contains a paragraph: 'Below is a series of periodic updates and advisories about the current and upcoming firmware and/or software releases for Fortinet products, please read the associated release notes for further details. All dates listed here are estimated and may be subject to change without notice. Please read the release notes carefully, they can be found in their respective firmware download directory.' Below this is a table with three columns: 'FortiSIEM', 'Description', and 'Notes'. The table lists releases for FortiSIEM 6.3, 6.2, and 6.1.

FortiSIEM 6.3	Description	Notes
<a href="#">6.3.0 Build 331</a>	6.3 General Availability	Released 8 July 2021
FortiSIEM 6.2	Description	Notes
<a href="#">6.2.1 Build 0223</a>	Latest 6.2 Patch Release	Released 7 May 2021
<a href="#">6.2.0 Build 219</a>	6.2 General Availability	Released 22 March 2021
FortiSIEM 6.1	Description	Notes
<a href="#">6.1.2 Build 119</a>	Latest 6.1 Patch Release	Released 9 November 2020
<a href="#">6.1.1 Build 118</a>	Latest 6.1 Patch Release	Released 3 November 2020

You can also access the latest Firmware releases by adding our RSS feed, simply copy the URL below and follow your RSS reader's instructions for adding a new RSS feed.

6. Select the **Download** tab. You will see FortiSIEM in the **Image File Path** field.

The screenshot shows the FortiCloud interface for downloading firmware images. At the top, there is a navigation bar with the FortiCloud logo, 'Services' and 'Support' dropdowns, and search and notification icons. Below the navigation bar, the page title is 'Download / Firmware Images' and there is an 'Account Name/ID' field. A green banner with the text 'Firmware Images | Fortinet Firmware Images And Software Releases' is displayed. Below the banner, a welcome message reads: 'Welcome to the Firmware Images download center for Fortinet's extensive line of security solutions.' The 'Select Product' section has a dropdown menu set to 'FortiSIEM' and two buttons: 'Release Notes' and 'Download'. The 'Image File Path' section shows a text input field containing '/ FortiSIEM/'. Below this is a table titled 'Image Folders/Files' with columns for Name, Size (KB), Date Created, and Date Modified. The table lists four directories: 'Archive', 'v4.00', 'v5.00', and 'v6.00'.

Name	Size (KB)	Date Created	Date Modified
Archive	Directory	2019-09-06 09:09:48	2019-08-12 09:08:40
v4.00	Directory	2019-09-06 09:09:48	2017-09-11 22:09:23
v5.00	Directory	2019-09-06 09:09:48	2020-10-12 21:10:47
v6.00	Directory	2020-09-08 10:09:01	2021-07-08 10:07:51

7. Click the version number you want to download. In this example, it is **v6.00 > 6.3 > 6.3.0**.



## Downloading FortiSIEM Products

Welcome to the Firmware Images download center for Fortinet's extensive line of security solutions.

Select Product

FortiSIEM









Release Notes Download

Image File Path

/ FortiSIEM/ v6.00/ 6.3/ 6.3.0/

Image Folders/Files

[Up to higher level directory](#)

Name	Size (KB)	Date Created	Date Modified	
 FortiSIEM-6.3.0-release-notes.pdf	1,127	2021-07-08 15:07:23	2021-07-08 15:07:23	<a href="#">HTTPS Checksum</a>
 fortisiem-linux-agent-installer-6.3.0.0331.sh.zip	35,682	2021-07-08 12:07:46	2021-07-08 12:07:47	<a href="#">HTTPS Checksum</a>
 FSM_Full_All_AZURE_6.3.0_build0331.zip	3,906,432	2021-07-08 14:07:54	2021-07-08 14:07:11	<a href="#">HTTPS Checksum</a>
 FSM_Full_All_ESX_6.3.0_build0331.zip	3,955,706	2021-07-08 14:07:11	2021-07-08 15:07:59	<a href="#">HTTPS Checksum</a>
 FSM_Full_All_HYPERV_6.3.0_build0331.zip	3,843,235	2021-07-08 14:07:52	2021-07-08 14:07:52	<a href="#">HTTPS Checksum</a>
 FSM_Full_All_KVM_6.3.0_build0331.zip	3,842,801	2021-07-08 13:07:15	2021-07-08 13:07:48	<a href="#">HTTPS Checksum</a>
 FSM_Full_All_RAW_HARDWARE_6.3.0_build0331.zip	5,455,214	2021-07-08 12:07:56	2021-07-08 12:07:54	<a href="#">HTTPS Checksum</a>
 FSM_Upgrade_All_6.3.0_build0331.zip	1,622,300	2021-07-08 12:07:49	2021-07-08 12:07:23	<a href="#">HTTPS Checksum</a>









- Click the **HTTPS** link (on the right) on the image zip file that you would like to download and install. In this example, **FSM\_Full\_All\_ESX\_6.3.0\_build0331.zip** is selected.

Image File Path

/ FortiSIEM/ v6.00/ 6.3/ 6.3.0/

Image Folders/Files

[Up to higher level directory](#)

Name	Size (KB)	Date Created	Date Modified	
 FortiSIEM-6.3.0-release-notes.pdf	1,127	2021-07-08 15:07:23	2021-07-08 15:07:23	<a href="#">HTTPS Checksum</a>
 fortisiem-linux-agent-installer-6.3.0.0331.sh.zip	35,682	2021-07-08 12:07:46	2021-07-08 12:07:47	<a href="#">HTTPS Checksum</a>
 FSM_Full_All_AZURE_6.3.0_build0331.zip	3,906,432	2021-07-08 14:07:54	2021-07-08 14:07:11	<a href="#">HTTPS Checksum</a>
 FSM_Full_All_ESX_6.3.0_build0331.zip	3,955,706	2021-07-08 14:07:11	2021-07-08 15:07:59	<a href="#">HTTPS Checksum</a>
 FSM_Full_All_HYPERV_6.3.0_build0331.zip	3,843,235	2021-07-08 14:07:52	2021-07-08 14:07:52	<a href="#">HTTPS Checksum</a>
 FSM_Full_All_KVM_6.3.0_build0331.zip	3,842,801	2021-07-08 13:07:15	2021-07-08 13:07:48	<a href="#">HTTPS Checksum</a>
 FSM_Full_All_RAW_HARDWARE_6.3.0_build0331.zip	5,455,214	2021-07-08 12:07:56	2021-07-08 12:07:54	<a href="#">HTTPS Checksum</a>
 FSM_Upgrade_All_6.3.0_build0331.zip	1,622,300	2021-07-08 12:07:49	2021-07-08 12:07:23	<a href="#">HTTPS Checksum</a>

- Your web browser configuration settings may prompt you to save the file. If it does, proceed. In this example, the download occurs automatically, and the download progress is shown in the lower left corner.

Release Notes **Download**

Image File Path  
/ FortiSIEM/ v6.00/ 6.3/ 6.3.0/

Image Folders/Files  
[Up to higher level directory](#)

Name	Size (KB)	Date Created	Date Modified	
FortiSIEM-6.3.0-release-notes.pdf	1,127	2021-07-08 15:07:23	2021-07-08 15:07:23	<a href="#">HTTPS Checksum</a>
fortisiem-linux-agent-installer-6.3.0.0331.sh.zip	35,682	2021-07-08 12:07:46	2021-07-08 12:07:47	<a href="#">HTTPS Checksum</a>
FSM_Full_All_AZURE_6.3.0_build0331.zip	3,906,432	2021-07-08 14:07:54	2021-07-08 14:07:11	<a href="#">HTTPS Checksum</a>
FSM_Full_All_ESX_6.3.0_build0331.zip	3,955,706	2021-07-08 14:07:11	2021-07-08 15:07:59	<a href="#">HTTPS Checksum</a>
FSM_Full_All_HYPERV_6.3.0_build0331.zip	3,843,235	2021-07-08 14:07:52	2021-07-08 14:07:52	<a href="#">HTTPS Checksum</a>
FSM_Full_All_KVM_6.3.0_build0331.zip	3,842,801	2021-07-08 13:07:15	2021-07-08 13:07:48	<a href="#">HTTPS Checksum</a>
FSM_Full_All_RAW_HARDWARE_6.3.0_build0331.zip	5,455,214	2021-07-08 12:07:56	2021-07-08 12:07:54	<a href="#">HTTPS Checksum</a>
FSM_Upgrade_All_6.3.0_build0331.zip	1,622,300	2021-07-08 12:07:49	2021-07-08 12:07:23	<a href="#">HTTPS Checksum</a>

FSM\_Full\_All\_ESX\_6...zip  
0.0/3.8 GB, 8 mps left

10. After the download is complete, click the **Checksum** link (on the right) on the image zip file that you downloaded to verify the checksum of the downloaded file with the source file.

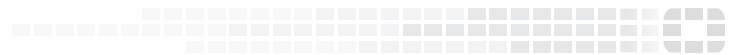
Get Checksum Code

Image File Name: FSM\_Full\_All\_ESX\_6.3.0\_build0331.zip  
MD5 Checksum Code: 9cbfd1b68b24374f01a0ebc04fc98b53  
SHA-512 Checksum Code: N/A

OK



**FORTINET®**



Copyright© 2022 Fortinet, Inc. All rights reserved. Fortinet®, FortiGate®, FortiCare® and FortiGuard®, and certain other marks are registered trademarks of Fortinet, Inc., in the U.S. and other jurisdictions, and other Fortinet names herein may also be registered and/or common law trademarks of Fortinet. All other product or company names may be trademarks of their respective owners. Performance and other metrics contained herein were attained in internal lab tests under ideal conditions, and actual performance and other results may vary. Network variables, different network environments and other conditions may affect performance results. Nothing herein represents any binding commitment by Fortinet, and Fortinet disclaims all warranties, whether express or implied, except to the extent Fortinet enters a binding written contract, signed by Fortinet's General Counsel, with a purchaser that expressly warrants that the identified product will perform according to certain expressly-identified performance metrics and, in such event, only the specific performance metrics expressly identified in such binding written contract shall be binding on Fortinet. For absolute clarity, any such warranty will be limited to performance in the same ideal conditions as in Fortinet's internal lab tests. In no event does Fortinet make any commitment related to future deliverables, features or development, and circumstances may change such that any forward-looking statements herein are not accurate. Fortinet disclaims in full any covenants, representations, and guarantees pursuant hereto, whether express or implied. Fortinet reserves the right to change, modify, transfer, or otherwise revise this publication without notice, and the most current version of the publication shall be applicable.