



# FortiClient (macOS) - Release Notes

Version 6.4.8

**FORTINET DOCUMENT LIBRARY**

<https://docs.fortinet.com>

**FORTINET VIDEO GUIDE**

<https://video.fortinet.com>

**FORTINET BLOG**

<https://blog.fortinet.com>

**CUSTOMER SERVICE & SUPPORT**

<https://support.fortinet.com>

**FORTINET TRAINING & CERTIFICATION PROGRAM**

<https://www.fortinet.com/training-certification>

**NSE INSTITUTE**

<https://training.fortinet.com>

**FORTIGUARD CENTER**

<https://www.fortiguard.com>

**END USER LICENSE AGREEMENT**

<https://www.fortinet.com/doc/legal/EULA.pdf>

**FEEDBACK**

Email: [techdoc@fortinet.com](mailto:techdoc@fortinet.com)



March 30, 2022

FortiClient (macOS) 6.4.8 Release Notes

04-648-789530-20220330

# TABLE OF CONTENTS

<b>Change log</b>	<b>4</b>
<b>Introduction</b>	<b>5</b>
Licensing	5
<b>Special notices</b>	<b>6</b>
Enabling full disk access on macOS 11 Big Sur and 10.15 Catalina	6
Activating system extensions	7
Enabling notifications	7
DHCP over IPsec VPN not supported	8
macOS Mojave (version 10.14) reboot prompt	8
IKEv2 not supported	8
FortiClientAgent only starts after login	8
<b>Installation information</b>	<b>9</b>
Firmware images and tools	9
Upgrading from previous FortiClient versions	9
Downgrading to previous versions	10
Uninstalling FortiClient	10
Firmware image checksums	10
<b>Product integration and support</b>	<b>11</b>
Language support	11
<b>Resolved issues</b>	<b>13</b>
Remote Access	13
Endpoint control	13
Zero Trust tags	13
<b>Known issues</b>	<b>14</b>
Install and upgrade	14
Endpoint control	14
Endpoint management	14
Remote Access	14
Vulnerability Scan	15
Application Firewall	15
Web Filter	15
Other	15

## Change log

Date	Change description
2022-03-30	Initial release.

# Introduction

This document provides a summary of enhancements, support information, and installation instructions for FortiClient (macOS) 6.4.8 build 1434.

This document includes the following sections:

- [Special notices on page 6](#)
- [Installation information on page 9](#)
- [Product integration and support on page 11](#)
- [Resolved issues on page 13](#)
- [Known issues on page 14](#)

Review all sections prior to installing FortiClient. For more information, see the [FortiClient Administration Guide](#).

## Licensing

FortiClient 6.2.0, FortiClient EMS 6.2.0, and FortiOS 6.2.0 introduce a new licensing structure for managing endpoints running FortiClient 6.2.0+. See [Upgrading from previous FortiClient versions on page 9](#) for more information on how the licensing changes upon upgrade to 6.2.0+. Fortinet no longer offers a free trial license for ten connected FortiClient endpoints on any FortiGate model running FortiOS 6.2.0+. EMS 6.4 supports a trial license. With the EMS free trial license, you can provision and manage FortiClient on ten Windows, macOS, and Linux endpoints and ten Chromebook endpoints indefinitely.

FortiClient 6.4.8 offers a free VPN-only version that can be used for VPN-only connectivity to FortiGate devices running FortiOS 5.6 and later versions. You can download the VPN-only application from [FortiClient.com](#).

# Special notices

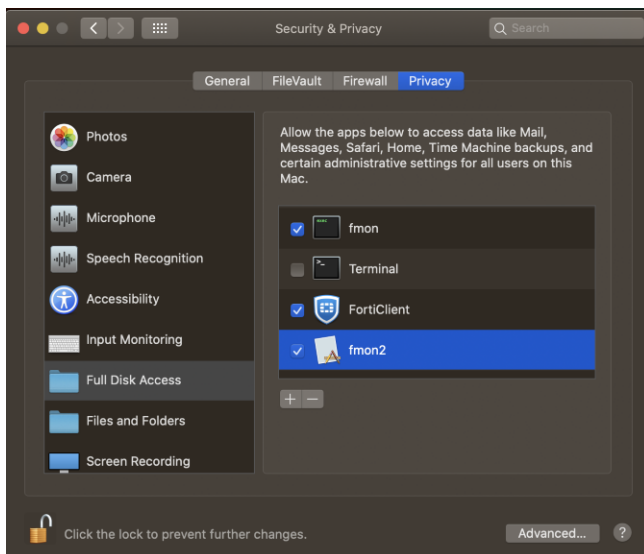
## Enabling full disk access on macOS 11 Big Sur and 10.15 Catalina

You can install FortiClient (macOS) 6.4.8 on macOS 11 Big Sur and 10.15 Catalina. With these releases, FortiClient works properly only when you grant permissions to access the full disk in the *Security & Privacy* pane for the following services:

- fcaptmon
- fctservctl
- fmon2
- FortiClient

The FortiClient (macOS) free VPN-only client does not include the fcaptmon and fmon2 services. If you are using the VPN-only client, you only need to grant permissions for fctservctl and FortiClient.

You may have to manually add fmon2 to the list, as it may not be in the list of applications to allow full disk access to. Click the + icon to add an application. Browse to `/Library/Application Support/Fortinet/FortiClient/bin/` and select fmon2.



The following lists the services and their folder locations:

- fmon, Fctservctl, Fcaptmon: `/Library/Application\ Support/Fortinet/FortiClient/bin/`
- FortiClient (macOS) application: `/Applications/FortiClient.app`

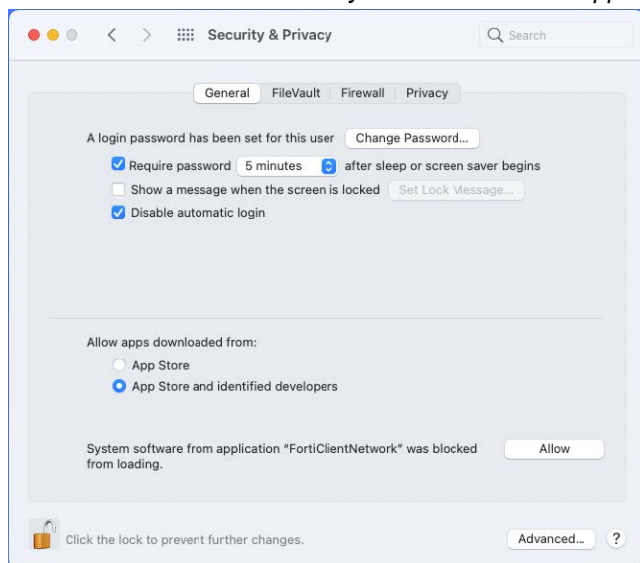
## Activating system extensions

After you perform an initial install of FortiClient (macOS), the device prompts you to allow some settings and disk access for FortiClient (macOS) processes. You must have administrator credentials for the macOS machine to configure this change.

You must enable the FortiClientNetwork extension for Web Filter and Application Firewall to work properly. The FortiClient (macOS) team ID is AH4XFXJ7DK.

**To enable the FortiClientNetwork extension:**

1. Go to *System Preferences > Security & Privacy*.
2. Click the *Allow* button beside *System software from application "FortiClientNetwork" was blocked from loading*.



3. Verify the status of the extension by running the `systemextensionsctl list` command in the macOS terminal. The following provides example of output when the extension is enabled:

```
i extension(s)
--- com.apple.system_extension.network_extension
enabled active teamID bundleID (version) name [state]
* AH4XFXJ7DK com.fortinet.forticlient.macos.webfilter (1.1/1) FortiClientPacketFilter [activated enabled]
```

## Enabling notifications

After initial installation, macOS prompts the user to enable FortiClient (macOS) notifications.

**To enable notifications:**

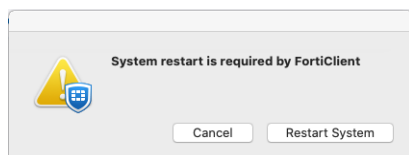
1. Go to *System Preferences > Notifications > FortiClientAgent*.
2. Toggle *Allow Notifications* on.

## DHCP over IPsec VPN not supported

FortiClient (macOS) does not support DHCP over IPsec VPN.

## macOS Mojave (version 10.14) reboot prompt

When using macOS Mojave (version 10.14), you must reboot the macOS device after installing FortiClient (macOS). FortiClient (macOS) displays the following prompt after installation:



## IKEv2 not supported

FortiClient (macOS) does not support IPsec VPN IKEv2.

## FortiClientAgent only starts after login

FortiClientAgent can only start after the user logs in to macOS. FortiClient only starts its other services after FortiClientAgent is running.



# Installation information

## Firmware images and tools

The following files are available from the [Fortinet support site](#):

File	Description
FortiClientTools_6.4.8.xxxx_macosx.tar.gz	Includes utility tools and files to help with installation.
FortiClientVPNSetup_6.4.8.xxxx_macosx.dmg	Free VPN-only installer.

The following files are available from [FortiClient.com](#):

File	Description
FortiClient_6.4.8.xxxx_macosx.dmg	Standard installer for macOS.
FortiClientVPNSetup_6.4.8.xxxx_macosx.dmg	Free VPN-only installer.

FortiClient EMS 6.4 includes the FortiClient (macOS) 6.4.8 standard installer.



Review the following sections prior to installing FortiClient version 6.4.8: [Introduction on page 5](#), [Special notices on page 6](#), and [Product integration and support on page 11](#).

## Upgrading from previous FortiClient versions



You must upgrade EMS to one of the following versions before upgrading FortiClient:

- 6.4.7 or later
- 7.0.2 or later

FortiClient version 6.4.8 supports upgrade from FortiClient 6.2.

FortiClient (macOS) 6.4.8 features are only enabled when connected to EMS. With the new endpoint security improvement feature, there are backward compatibility issues to consider while planning upgrades. See [Recommended upgrade path](#).

See the [FortiClient and FortiClient EMS Upgrade Paths](#) for information on upgrade paths.

## Downgrading to previous versions

FortiClient 6.4.8 does not support downgrading to previous FortiClient versions.

## Uninstalling FortiClient

The EMS administrator may deploy uninstall to managed FortiClient (macOS) endpoints.

## Firmware image checksums

The MD5 checksums for all Fortinet software and firmware releases are available at the [Customer Service & Support portal](#). After logging in, click on *Download > Firmware Image Checksums*, enter the image file name including the extension, and select *Get Checksum Code*.

# Product integration and support

The following table lists FortiClient (macOS) 6.4.8 product integration and support information:

<b>Desktop operating systems</b>	<ul style="list-style-type: none"><li>• macOS Monterey (version 12)</li><li>• macOS Big Sur (version 11)</li><li>• macOS Catalina (version 10.15)</li><li>• macOS Mojave (version 10.14)</li></ul>
<b>Minimum system requirements</b>	<ul style="list-style-type: none"><li>• Intel processor or M1 chip</li><li>• 256 MB of RAM</li><li>• 20 MB of hard disk drive (HDD) space</li><li>• TCP/IP communication protocol</li><li>• Ethernet NIC for network connections</li><li>• Wireless adapter for wireless network connections</li><li>• Adobe Acrobat Reader for viewing FortiClient documentation</li></ul>
<b>AV engine</b>	<ul style="list-style-type: none"><li>• 6.00258</li></ul>
<b>FortiClient EMS</b>	<ul style="list-style-type: none"><li>• 7.0.2 and later</li><li>• 6.4.7 and later</li></ul>
<b>FortiOS</b>	<p>The following versions support IPsec and SSL VPN:</p> <ul style="list-style-type: none"><li>• 7.0.0 and later</li><li>• 6.4.0 and later</li><li>• 6.2.0 and later</li><li>• 6.0.0 and later</li></ul> <p>The following versions support endpoint control:</p> <ul style="list-style-type: none"><li>• 6.2.0 and later</li></ul>
<b>FortiAnalyzer</b>	<ul style="list-style-type: none"><li>• 7.0.0 and later</li><li>• 6.4.0 and later</li></ul>
<b>FortiManager</b>	<ul style="list-style-type: none"><li>• 6.4.0 and later</li></ul>
<b>FortiSandbox</b>	<ul style="list-style-type: none"><li>• 4.0.0 and later</li><li>• 3.2.0 and later</li><li>• 3.1.0 and later</li></ul>
<b>FortiAuthenticator</b>	<ul style="list-style-type: none"><li>• 6.3.0 and later</li><li>• 6.2.0 and later</li><li>• 6.1.0 and later</li><li>• 6.0.0 and later</li></ul>

## Language support

The following table lists FortiClient language support information:

Language	GUI	XML configuration	Documentation
English	Yes	Yes	Yes
Chinese (simplified)	Yes		
Chinese (traditional)	Yes		
French (France)	Yes		
German	Yes		
Japanese	Yes		
Korean	Yes		
Portuguese (Brazil)	Yes		
Russian	Yes		
Spanish (Spain)	Yes		

The FortiClient language setting defaults to the regional language setting configured on the client workstation unless configured in the XML configuration file.



If the client workstation is configured to a regional language setting that FortiClient does not support, it defaults to English.

## Resolved issues

The following issues have been fixed in FortiClient (macOS) 6.4.8. For inquiries about a particular bug, contact [Customer Service & Support](#).

### Remote Access

Bug ID	Description
690991	System proxy does not work after VPN connection.
783439	SAML SSL VPN tunnel gets stuck at authentication step with some identity providers.

### Endpoint control

Bug ID	Description
738582	FortiClient (macOS) on macOS Big Sur (version 11.5) does not change to off-fabric profile.
757985	Group assignment rules do not work.
766663	FortiClient must process ERROR first for a keepalive reply.
792659	FortiClient (macOS) loses connection to EMS after upgrade.

### Zero Trust tags

Bug ID	Description
710512	Zero Trust tagging rule for Active Directory-joined macOS devices does not work.

## Known issues

The following issues have been identified in FortiClient (macOS) 6.4.8. For inquiries about a particular bug or to report a bug, contact [Customer Service & Support](#).

## Install and upgrade

Bug ID	Description
754722	Uninstall deployment from EMS 7.0.2 does not work on FortiClient (macOS).
782213	FortiClient upgrade fails due to inability to extract install file.

## Endpoint control

Bug ID	Description
694818	FortiClient (macOS) cannot autoregister to FortiClient Cloud and requires a Telemetry connection key.
794215	GUI displays FortiClient server name indication through EMS Telemetry information when connected to FortiClient Cloud.

## Endpoint management

Bug ID	Description
770364	Disable third party features for non-Windows endpoints.
773440	macOS machine duplicates.

## Remote Access

Bug ID	Description
792453	Endpoint does not receive inbound traffic from FortiGate through IPsec VPN IPv6 tunnel in FortiOS versions earlier than 7.0.

## Vulnerability Scan

Bug ID	Description
790288	Vulnerability scan does not detect operating system vulnerabilities.

## Application Firewall

Bug ID	Description
718957	Application Firewall does not work after rebooting macOS machine.

## Web Filter

Bug ID	Description
771853	Web Filter does not work as expected on macOS Monterey (version 12).
772332	External Ethernet adapter dongle disconnects when speed test is run.
788799	Web Filter does not work.

## Other

Bug ID	Description
762132	FortiClientAgent and FortiTray names display as "Placeholder Developer" on some macOS devices. This is a known macOS bug for third-party products.



**FORTINET**



Copyright© 2022 Fortinet, Inc. All rights reserved. Fortinet®, FortiGate®, FortiCare® and FortiGuard®, and certain other marks are registered trademarks of Fortinet, Inc., in the U.S. and other jurisdictions, and other Fortinet names herein may also be registered and/or common law trademarks of Fortinet. All other product or company names may be trademarks of their respective owners. Performance and other metrics contained herein were attained in internal lab tests under ideal conditions, and actual performance and other results may vary. Network variables, different network environments and other conditions may affect performance results. Nothing herein represents any binding commitment by Fortinet, and Fortinet disclaims all warranties, whether express or implied, except to the extent Fortinet enters a binding written contract, signed by Fortinet's General Counsel, with a purchaser that expressly warrants that the identified product will perform according to certain expressly-identified performance metrics and, in such event, only the specific performance metrics expressly identified in such binding written contract shall be binding on Fortinet. For absolute clarity, any such warranty will be limited to performance in the same ideal conditions as in Fortinet's internal lab tests. In no event does Fortinet make any commitment related to future deliverables, features or development, and circumstances may change such that any forward-looking statements herein are not accurate. Fortinet disclaims in full any covenants, representations, and guarantees pursuant hereto, whether express or implied. Fortinet reserves the right to change, modify, transfer, or otherwise revise this publication without notice, and the most current version of the publication shall be applicable.