

FortiSIEM - Licensing Guide

Version 5.3.3

FORTINET DOCUMENT LIBRARY

<https://docs.fortinet.com>

FORTINET VIDEO GUIDE

<https://video.fortinet.com>

FORTINET BLOG

<https://blog.fortinet.com>

CUSTOMER SERVICE & SUPPORT

<https://support.fortinet.com>

FORTINET TRAINING & CERTIFICATION PROGRAM

<https://www.fortinet.com/support-and-training/training.html>

NSE INSTITUTE

<https://training.fortinet.com>

FORTIGUARD CENTER

<https://www.fortiguard.com>

END USER LICENSE AGREEMENT

<https://www.fortinet.com/doc/legal/EULA.pdf>

FEEDBACK

Email: techdoc@fortinet.com



08/10/2021

FortiSIEM 5.3.3 Licensing Guide

TABLE OF CONTENTS

Licensing	4
Overview	4
Prerequisites	4
1) Registration Code	5
2) Hardware ID	6
3) FortiSIEM Image Download Site	6
License for New Users	7
Registering Base FortiSIEM Product	7
Adding Additional Devices/Services	13
License for Existing Users	15

Licensing

- [Overview](#)
- [Prerequisites](#)
- [License for New Users](#)
 - [Registering Base FortiSIEM Product](#)
 - [Adding Additional Devices/Services](#)
- [License for Existing Users](#)

Overview

Starting release 4.10.0, FortiSIEM will only accept licenses issued by FortiCare. AccelOps license server will not issue any more licenses effective immediately.



FortiSIEM license key generation has been improved. Starting September 11, 2017, FortiCare will generate licenses ONLY using the new license key generation algorithm and will only work with FortiSIEM 4.10.0 and later releases.

This has the following implications:

- If you want a new FortiCare license key, for any reason (for example, to extend maintenance and support or buy additional device license), you must upgrade to 4.10.0 first and then apply the 4.10 license.
- **If you are upgrading to FortiSIEM 4.10.0, you must get a newly generated license key before starting the upgrade process.**

Note: FortiSIEM license issued by AccelOps license server will continue to work until the license expires. However, you have to get a new license from FortiCare if:

- your current FortiSIEM license has expired.
- you must buy additional services.
- you have a valid license and must upgrade to FortiSIEM 4.10.0 and above.

Prerequisites

Before proceeding with FortiSIEM license registration, read and save the required information related to the following:

1. [Registration Code](#)
2. [Hardware ID](#)
3. [FortiSIEM Image Download Site](#)

1) Registration Code

FortiSIEM product functionality is driven by the product SKUs below. You have to first purchase the right combination of SKUs based on your needs from Fortinet. You will receive the registration letters via email that will contain a separate registration code for every SKU. You must use these registration SKUs to obtain FortiSIEM license.

Product	SKU	Description
FortiSIEM Base Product		
FortiSIEM All-In-One Perpetual License	FSM-AIO-BASE	Base All-In-One (AIO) Perpetual License for 50 devices and 500 EPS.
	FSM-AIO-XXXX-UG	Add X devices and EPS/device All-In-One (AIO) Perpetual license for Non-MSP/MSP's.
FortiSIEM All-In-One Subscription License	FC[1-8]-10-FSM98-180-02-DD	Per Device Subscription License that manages minimum X devices, 10 EPS/Device.
FortiSIEM Additional Products		
FortiSIEM End-Point Device Perpetual License	FSM-EPD-XX-UG	Add XX End-Points and 2 EPS/ End-Point for End-Point Perpetual License
FortiSIEM End-Point Device Subscription License	FC[1-8]-10-FSM98-184-02-DD	Per End-Point Subscription License for minimum X End-Points, 2 EPS/End-Point
Add 1 EPS Perpetual License	FSM-EPS-100-UG	Add 1 EPS Perpetual
Add 1 EPS Subscription License	FC1-10-FSM98-183-02-DD	Add 1 EPS Subscription
FortiSIEM Advanced Windows Agent Perpetual License	FSM-WIN-ADV-XX-UG	XX Advanced Windows Agents for Perpetual License
FortiSIEM Advanced Windows Agent Subscription License	FC[1-8]-10-FSM98-182-02-DD	Per Agent Subscription License for minimum XX Advanced Windows Agents
IOC Service Subscription License	FC[1-G]-10-FSM98-149-02-DD	(X Points) FortiSIEM Indicators of Compromise (IOC) Service. 1 device or 2 End points or 3 Windows Agents equals 1 point.
FortiSIEM Support		
FortiCare Support for FortiSIEM	FC[1-G]-10-FSM97-248-02-DD	24x7 FortiCare Contract (X points). 1 device or 2 End points or 3 Windows Agents equals 1 point.

2) Hardware ID

The Hardware ID (UUID) is used to uniquely identify the server where FortiSIEM Supervisor node will run. Based on the user-level, follow the steps below to get the Hardware ID.

- **New user:**

Follow one of the methods below:

- Open `https://<ip_of_supervisor>/`.
The license upload page displays the Hardware ID.
- Go to the server where FortiSIEM Supervisor node has to be installed or is currently installed.
 - i. Login via SSH as `root`.
 - ii. Run the command `cat /sys/class/dmi/id/product_uuid`
 - iii. Note the output – you will need this to create a license.

```
# cat /sys/class/dmi/id/product_uuid
4217EB48-63D4-5885-EEE7-C3EDD9589891
```

- **Existing user:**

- Flash GUI: Go to **Admin > License Management**.
- HTML5 GUI: Go to **ADMIN > License > License**.

3) FortiSIEM Image Download Site

- **Fresh installation:**

- If you are new to Fortinet products and do not have a support account other than FortiSIEM, download the FortiSIEM image from the Fortinet Support website <https://support.fortinet.com>. See "[Downloading FortiSIEM Products](#)" for more information on downloading products from the support website.
- If you have existing Fortinet products, login to the [Fortinet support site](#) and find the image under **Download > Firmware Images**.

License for New Users

This section describes the procedures for new FortiSIEM users to license FortiSIEM product. There is no Base requirement for Subscription License, but the Ordering Quantity has to meet minimum quantity requirements of each SKU.

Note: The base device related SKUs has to be registered first.

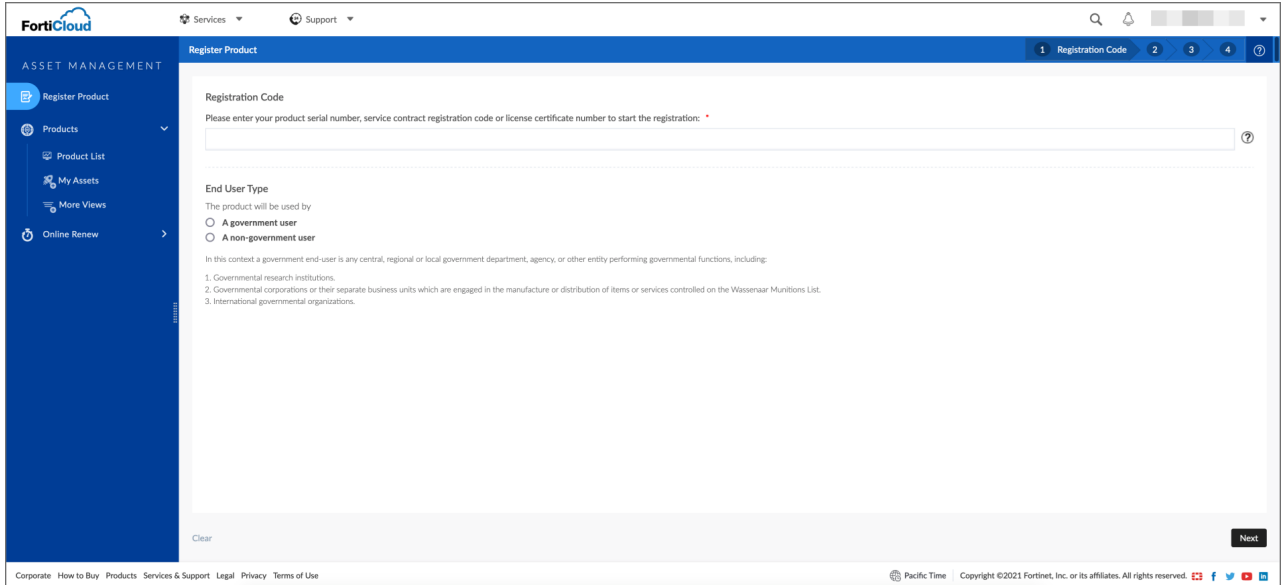
Base SKU	Description
FSM-AIO-BASE	Base all-in-one Perpetual License for 50 devices and 500 EPS
FC[1-8]-10-FSM98-180-02-DD	Per Device Subscription License that manages minimum X devices, 10 EPS/Device.

Other FortiSIEM products such as additional devices, windows agents, IOC Services, Maintenance and Support etc. can be added after the Base has been registered.

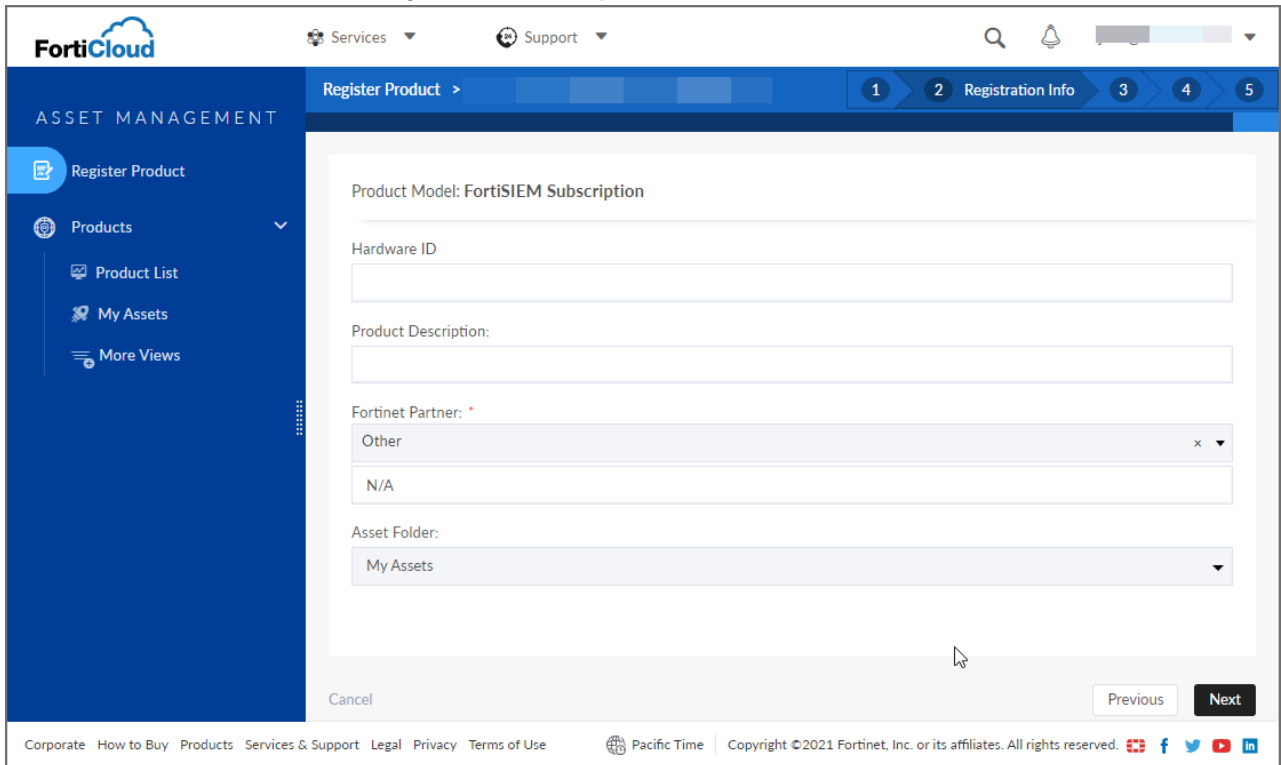
- [Registering Base FortiSIEM Product](#)
- [Adding Additional Devices/Services](#)

Registering Base FortiSIEM Product

1. Go to FortiCare Product Registration link: <https://support.fortinet.com/>
2. Click **Register** to create an account.
3. Log in using your **Account ID/Email** and **Password**.
4. Click the **Register More** button.
5. On the **Register Product > (1) Register Code** page, in the **Registration Code** field, enter the **Registration Code** of the Base license based on the license type.
 - **Subscription based license:** Open the SKU file corresponding to the Subscription based license: *FC[1-8]-10-FSM98-180-02-DD* and get the Registration code.
 - **Perpetual license:** Open the SKU file corresponding to the Base Perpetual License: *FSM-AIO-BASE* and get the Registration code.

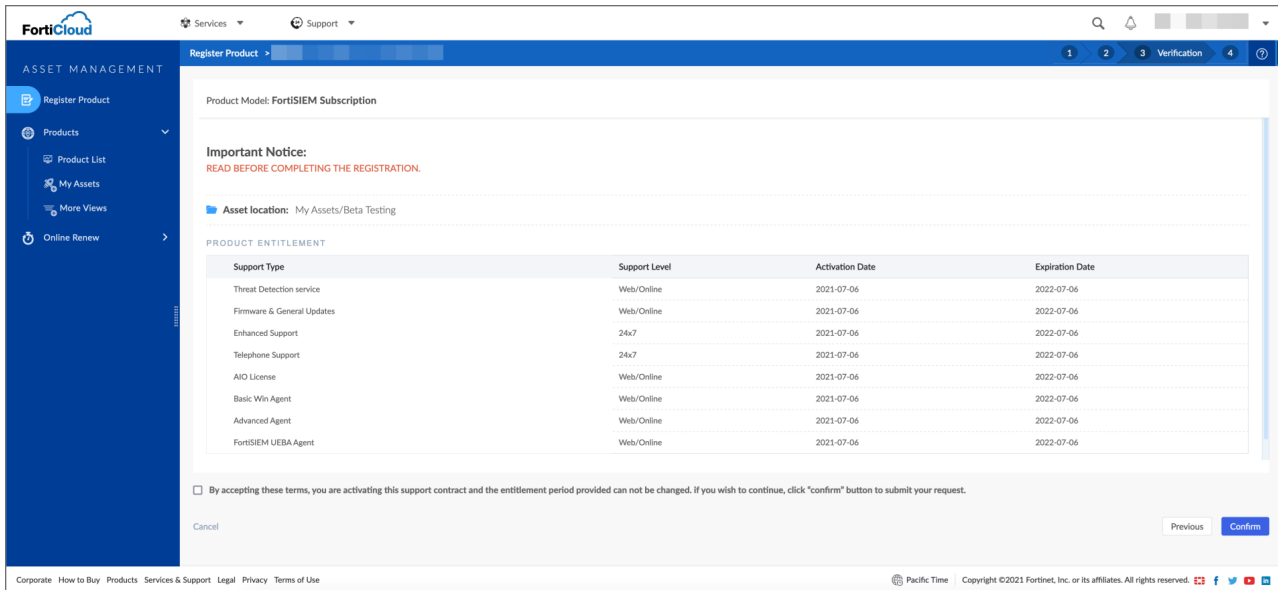


6. Select the **End User Type** and click **Next**.
7. On the **Register Product > (2) Registration Info** page, select the **Fortinet Partner** type from the list. The **Hardware ID**, and **Product Description** fields are optional.

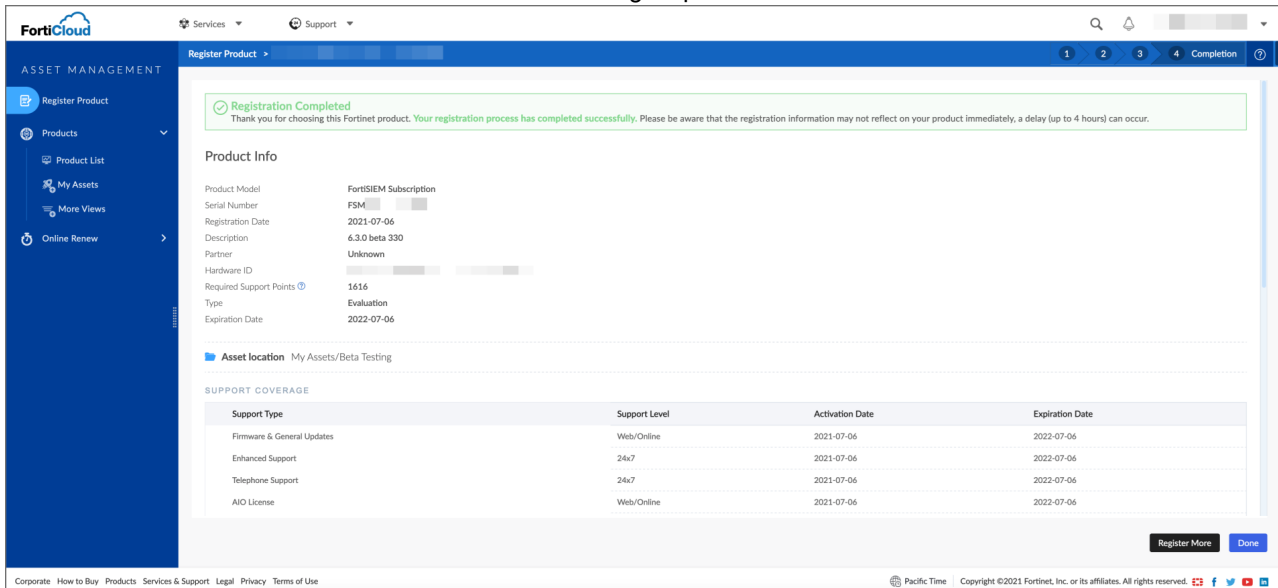


8. Click **Next**.
9. Read and agree to the terms and conditions of **Fortinet Product Registration Agreement** and click **Next**.

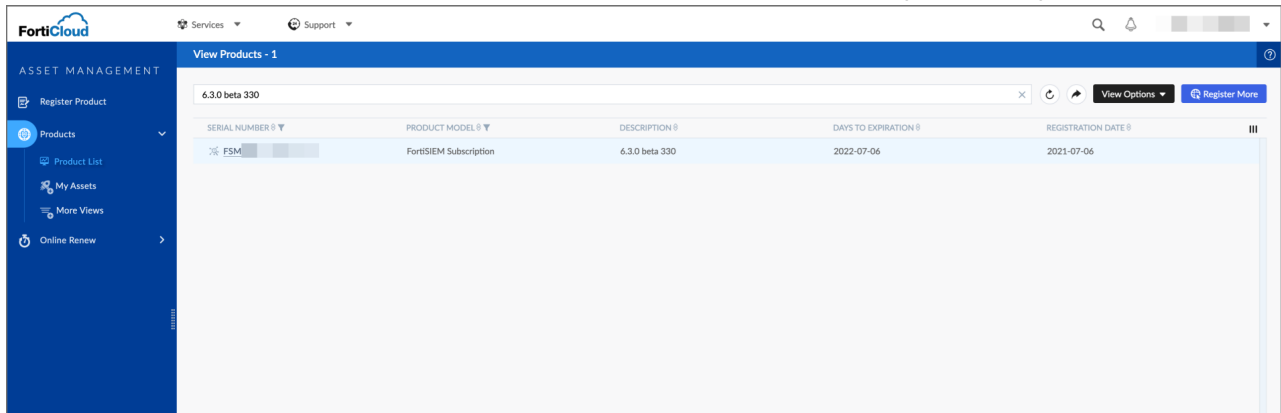
10. On the **Verification** page, read and agree to the terms, and click **Confirm**.



11. Verify the information displayed under **Product Info**. Note the **Serial Number**. You will need it in the following steps. Click **Done**.



12. Go to **Products > Product List** and click the **Serial Number** obtained from the previous step.



13. Click on the pencil icon to edit. The **Edit Product Information** window appears. Associate the **Hardware ID** of the VM where the Supervisor is going to run. The Hardware ID can be obtained by following the steps in [Prerequisites \(b\)](#).
14. Enter the **Hardware ID** in the **Edit Product Information** page and click **Save**.

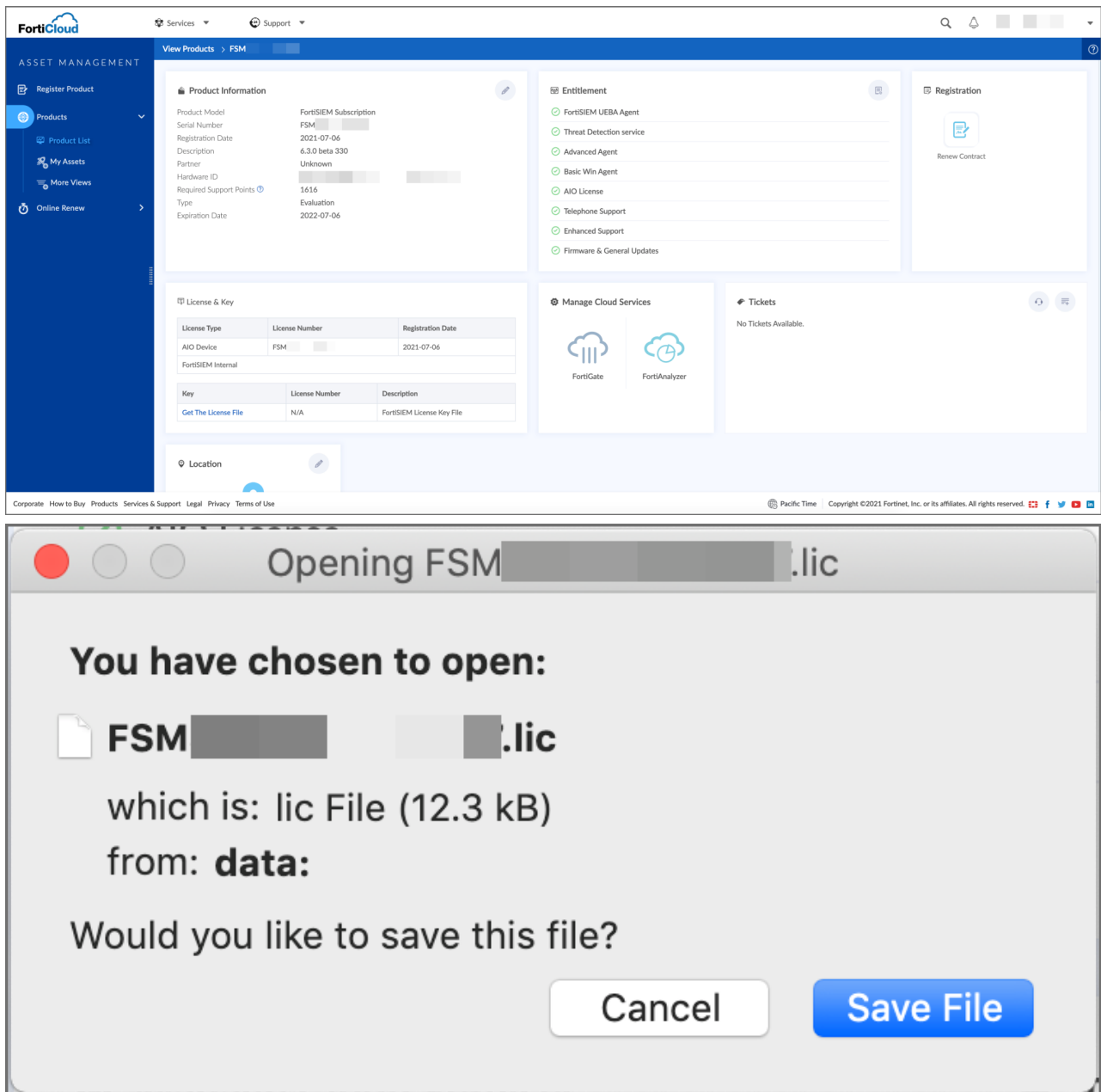
Edit Product Information

Description:

Fortinet Partner:

Cancel Save

15. Select **License & Key** and click **Get The License File** link to download the license.
Note: If you must add additional devices to the license, download the license file after adding all the devices following the steps under "[Adding Additional Devices/Services](#)".



16. Download and install FortSIEM. See [Prerequisites \(c\)](#) for the image location.
17. Once FortSIEM is installed, log in and click **Browse** to select the license file.
Note: If the UI does not redirect to the license upload screen, open `https://<ip_of_supervisor>/phoenix/licenseUpload.html` and upload the license file.



18. Enter the **User ID** (default value: *admin*) and **Password** (default value: *admin*1*).

19. Select the **License Type** based on the deployment type as:

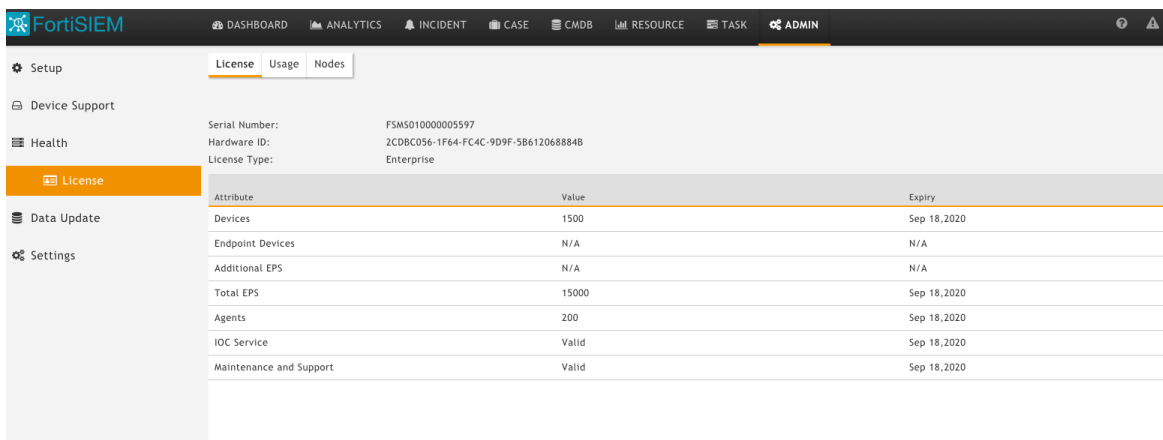
- **Enterprise** for single organizations
- **Service Provider** for multiple organizations

Note: For earlier versions of FortiSIEM, the **License Type** options displayed were **VA** for Enterprise and **SP** for Service Provider.

20. Click **Upload** which is enabled after selecting the license file.

21. Verify the license following one of the methods:

- a. Verify the license information on FortiSIEM GUI:
 - Flash GUI: **Admin > License Management**
 - HTML5 GUI: **ADMIN > Health > License**.



b. On the server where FortiSIEM is installed, execute the command on the license file and verify the license information:

- # `phLicenseRead <LicenseFile>`

```
[root@VA111 ~]# phLicenseRead FSMS01000000255.lic
Attribute                Value                               Expiration Date
Serial Number            FSMS01000000255
License Type              Not Decided
Devices                   500                                 Jul 03, 2017
Endpoint Devices          N/A                                 N/A
Endpoint Device EPS      N/A                                 N/A
Additional EPS            N/A                                 N/A
Total EPS                 5000                                Jul 03, 2017
Basic Windows Agents     100                                 Jul 03, 2017
Advanced Windows Agents  100                                 Jul 03, 2017
IOC Service                Valid                                Jul 03, 2017
Maintenance and Support  Valid                                Jul 03, 2017
[root@VA111 ~]#
```

Note: Using this tool, you will not be able to identify the License type.

c. On the server where FortiSIEM is installed, execute one the following commands:

- # phLicenseTool --show
- # phLicenseTool --verify

```
[root@VA61 ec2test]# phLicenseTool --show
License Information:
Attribute                Value                Expiration Date
Serial Number            FSMS01000000253
License Type             Service Provider
Devices                  300                 May 01, 2018
Endpoint Devices         150                 May 01, 2018
Additional EPS           N/A                 N/A
Total EPS                3300                May 01, 2018
Basic Windows Agents     200                 May 01, 2018
Advanced Windows Agents  200                 May 01, 2018
IOC Service              Valid                Apr 30, 2020
Maintenance and Support  Valid                Apr 30, 2020
[root@VA61 ec2test]# phLicenseTool --verify
license matched
[root@VA61 ec2test]#
```

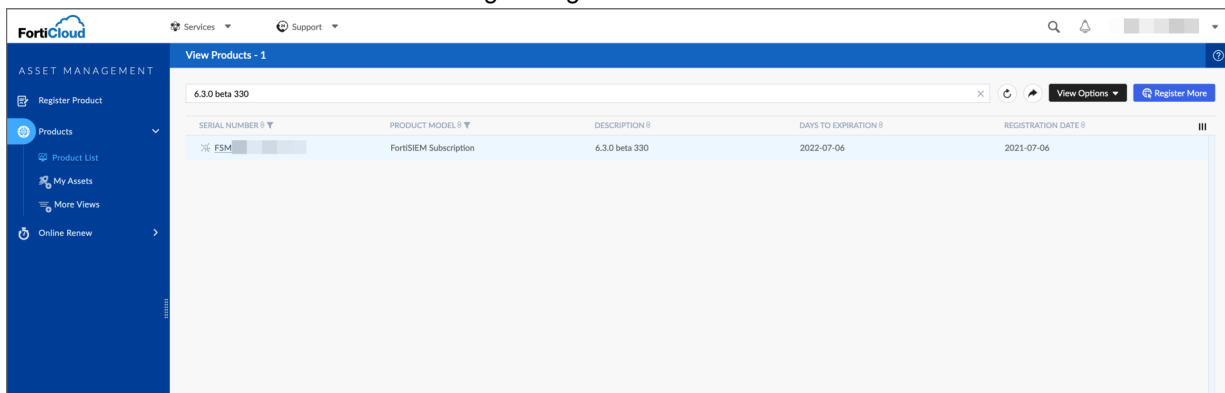
Adding Additional Devices/Services

After registering the base license, you can register additional devices/services supported by FortiSIEM:

- Devices
- End points
- Windows Agents
- IOC Service
- Maintenance and Service

Follow the below steps to add a device/service:

- Open the SKU related to get the Registration code. Refer to the table under [Prerequisites \(a\)](#).
- On FortiCare, click **Register Product** and add the **Registration code** of the new device.
- Click the **Serial Number** obtained while registering the base.



- Click on the pencil icon to edit. The **Edit Product Information** window appears. Associate the **Hardware ID** and click **Save**.

Note: If you are adding more devices or services, repeat the procedure of adding the related registration id to the same serial number and use the license generated at the end of registering all devices/services.

- e. Select **License & Key** and click **Get The License File** to download the license.
- f. Download and install FortiSIEM image from the Fortinet Support website <https://support.fortinet.com>. Refer to the [Downloading FortiSIEM Products Guide](#) for more information on downloading products from the support website.
- g. Log in to FortiSIEM and click **Browse** to select the license file.

Note: If the UI does not redirect to the license upload screen, open https://<ip_of_supervisor>/phoenix/licenseUpload.html and upload the license file.

- h. Enter the **User ID** (default value: *admin*) and **Password** (default value: *admin*1*).
- i. Select the **License Type** based on the deployment type of your organization as:
 - **Enterprise** for single organizations
 - **Service Provider** for multiple organizations

Note: For earlier versions of FortiSIEM, the License Type options displayed were VA for Enterprise and **SP** for Service Provider.

- j. Verify the license following one of the methods:
 - a. On FortiSIEM GUI:
 - **Flash GUI:** Go to **Admin > License Management**
 - **HTML5 GUI:** Go to **ADMIN > License > License**.
 - b. On the server where FortiSIEM is installed, execute the command on the license file and verify the license information:
 - `# phLicenseRead <LicenseFile>`

```
[root@VA111 ~]# phLicenseRead FSMS010000000255.lic
Attribute          Value                               Expiration Date
Serial Number      FSMS010000000255
License Type       Not Decided
Devices            500                                 Jul 03, 2017
Endpoint Devices   N/A                                 N/A
Endpoint Device EPS N/A                                 N/A
Additional EPS     N/A                                 N/A
Total EPS         5000                                Jul 03, 2017
Basic Windows Agents 100                                 Jul 03, 2017
Advanced Windows Agents 100                               Jul 03, 2017
IOC Service        Valid                               Jul 03, 2017
Maintenance and Support Valid                               Jul 03, 2017
[root@VA111 ~]#
```

Note: Using this tool, you will not be able to identify the License type.

c. On the server where FortiSIEM is installed, execute one the following commands:

- # phLicenseTool --show
- # phLicenseTool --verify

```
[root@VA61 ec2test]# phLicenseTool --show
License Information:
Attribute          Value                               Expiration Date
Serial Number      FSMS010000000253
License Type       Service Provider
Devices            300                                 May 01, 2018
Endpoint Devices   150                                 May 01, 2018
Additional EPS     N/A                                 N/A
Total EPS         3300                                May 01, 2018
Basic Windows Agents 200                                 May 01, 2018
Advanced Windows Agents 200                               May 01, 2018
IOC Service        Valid                               Apr 30, 2020
Maintenance and Support Valid                               Apr 30, 2020
[root@VA61 ec2test]# phLicenseTool --verify
license matched
[root@VA61 ec2test]#
```

License for Existing Users

For existing FortiSIEM customers, licenses are already imported into FortiCare. While the current FortiSIEM license will continue to work until the license expires, you have to get a new license from FortiCare, if you want to renew the license or buy additional products. Follow the below procedure to get a license:

1. Go to FortiCare Product Registration link: <https://support.fortinet.com/>.
2. Log in using your **Account ID/Email** and **Password**.

- Click **Products > My Assets**.
The **Serial Number** corresponding to your license will be displayed.

SERIAL NUMBER	PRODUCT MODEL	DESCRIPTION	DATE TO EXPIRATION	REGISTRATION DATE
FSM	FortSIEM-2000F		2022-05-27	2019-05-27
FSM	FortSIEM-3500F		2022-07-24	2019-07-25
FSM	FortSIEM-3500F		2022-04-28	2019-04-29
FSM	FortSIEM-5000F		2022-07-24	2019-07-25
FSM	FortSIEM-5000F		2022-07-24	2019-07-25
FSM	FortSIEM-5000F		2022-04-28	2019-04-29
FSM	FortSIEM-5000F		2022-04-28	2019-04-29
FSM	FortSIEM		2022-04-30	2019-05-01
FSM	FortSIEM		2023-05-28	2019-05-27
FSM	FortSIEM		2022-06-10	2019-06-11
FSM	FortSIEM		2022-07-01	2019-07-02
FSM	FortSIEM		2022-07-11	2019-07-12
FSM	FortSIEM		2022-08-06	2019-08-07
FSM	FortSIEM	FORTSIEM SUPPORT	2022-10-09	2019-10-10
FSM	FortSIEM		2023-01-30	2019-12-01
FSM	FortSIEM		No coverage	2021-02-25
FSM	FortSIEM Subscription	Renewal of test license	39 days	2021-06-16

- Click the **Serial number** to get the production information.

Product Information

Product Model	FortSIEM
Serial Number	FSM
Registration Date	2019-05-27
Description	FortSIEM
Partner	
Hardware ID	88888888-8888-8888-8888-888888888888
Required Support Points	625

5. Click on the pencil icon to edit. The **Edit Product Information** window appears. Associate the **Hardware ID** and click **Save**. Refer to [Prerequisites \(b\)](#) section to get the Hardware ID.

Edit Product Information

Description:

Fortinet Partner:

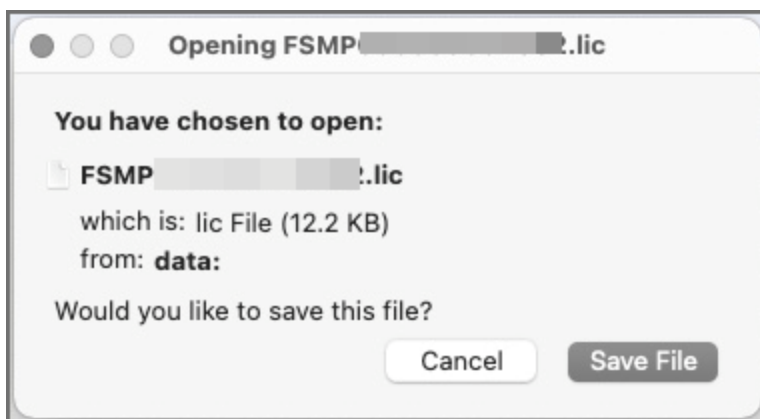
Cancel Save

6. Select **License & Key** and click **Get The License File** to download the license.

License & Key

License Type	License Number	Registration Date
FortiSIEM EPS	FSM [REDACTED]	2019-05-01
Add 1 EPS/Device Perpetual		
AIO Device	FSM [REDACTED]	2019-05-01
Base perpetual license for Security and Monitoring Services. Manages 50 devices and 500 EPS		

Key	License Number	Description
Get The License File	N/A	FortiSIEM License Key File



7. Before installing the license, please verify that you have the right license installed. **The system will not function if you have an incorrect license.**

Verify the license:

- a. Download the `phLicenseRead` tool from the image download site. See [Prerequisites \(c\)](#).
- b. Copy the `phLicenseRead` tool to `/opt/phoenix/bin` in the Supervisor node. Make sure the permissions are correct (`root/root`).

- c. Execute the command on the license file downloaded in [Step 6](#) to verify the license information: #
`phLicenseRead <LicenseFile>`

Note: Using the `phLicenseRead` tool, you will not be able to identify the License type.

Note: If the license is incorrect, contact Fortinet support to get the right license. Do not install partial license.

8. Upgrade FortiSIEM.
Refer to the **Upgrade Guide** under [FortiSIEM Reference Manuals](#) for information about the upgrade process.
9. After the Supervisor reboots, log in to the Supervisor node and click **Browse** to upload the license file from [Step 6](#).



10. Enter the **User ID** (default value: `admin`) and **Password** (default value: `admin*1`).
11. Click **Upload**.
12. Verify the license information from the GUI.
 - **Flash GUI: Admin > License Management**

Admin > License Management

License Information Refresh Upload

Your current license details are shown below.
You may request additional devices and/or EPS by upgrading your license

Serial Number: FSMTEST2887661879
Hardware ID: 42173E91-9865-50C4-C319-5C689F2745E5
License Type: Service Provider

Attribute	Value	Expiration Date
Devices	10	Dec 31,2018
Endpoint Devices	10	Dec 31,2018
Additional EPS	2000	Dec 31,2018
Total EPS	2120	Dec 31,2018
Basic Windows Agents	10	Dec 31,2018
Advanced Windows Agents	10	Dec 31,2018
IOC Service	Valid	Dec 31,2018
Maintenance and Support	Valid	Dec 31,2018

Events Per Second - Max EPS Trend (Last 1 hour @ 16:01:24) Last 1 hour @ 16:01:24

Events Per Second - Avg, Max and Min (Last 1 hour @ 16:01:24) Last 1 hour @ 16:01:24

Organization ID	Reporting IP	AVG(Event Rate)	MAX(Event Rate)	MIN(Event Rate)
1	172.30.57.55	0	0.04	0

VA Information Add Delete

Mode	IP Address
VA(Super)	172.30.57.55

Report Server Information Add Delete

IP Address	Status
------------	--------

Beaconing Service
 Enable Beaconing Data Upload

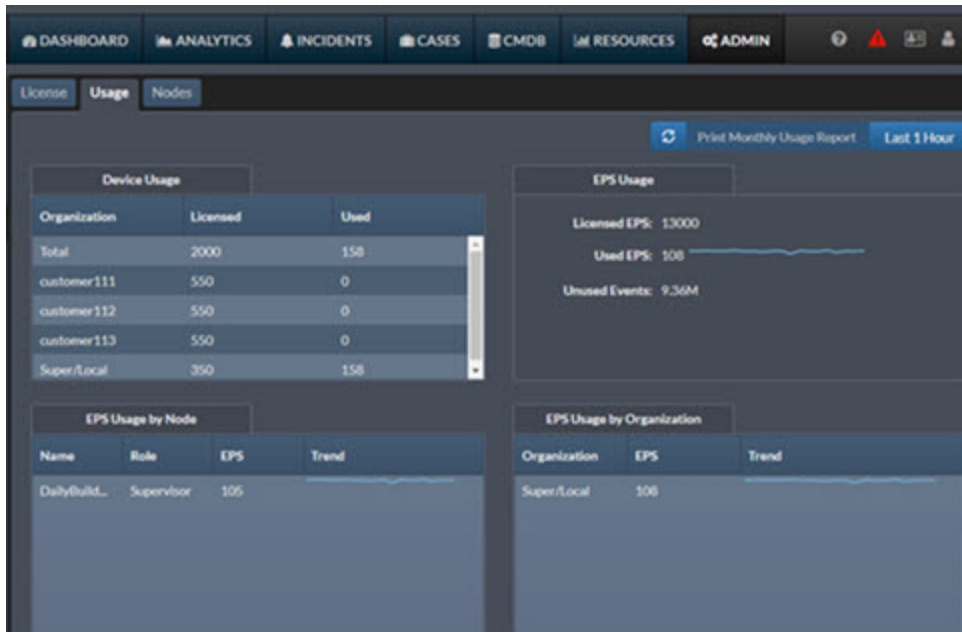
- HTML5 GUI: ADMIN > License > License/Usage/Nodes

DASHBOARD ANALYTICS INCIDENTS CASES CMDB RESOURCES ADMIN

License Usage Nodes Upload

Serial Number: FSMTEST2887660918
Hardware ID: 4217B15B-63D8-21C0-927F-09D92A2FAB30
License Type: Service Provider

Attribute	Value	Expiry
Devices	1000	Dec 31,2018
Endpoint Devices	1000	Dec 31,2018
Additional EPS	1000	Dec 31,2018
Total EPS	13000	Dec 31,2018
Basic Windows Agents	1000	Dec 31,2018
Advanced Windows Agents	1000	Dec 31,2018
IOC Service	Valid	Dec 31,2018
Maintenance and Support	Valid	Dec 31,2018



The screenshot shows the 'Nodes' tab in the FortiSIEM interface. It features a table with the following data:

Mode	IP Address
Supervisor	172.30.53.118



FORTINET®



Copyright© 2021 Fortinet, Inc. All rights reserved. Fortinet®, FortiGate®, FortiCare® and FortiGuard®, and certain other marks are registered trademarks of Fortinet, Inc., in the U.S. and other jurisdictions, and other Fortinet names herein may also be registered and/or common law trademarks of Fortinet. All other product or company names may be trademarks of their respective owners. Performance and other metrics contained herein were attained in internal lab tests under ideal conditions, and actual performance and other results may vary. Network variables, different network environments and other conditions may affect performance results. Nothing herein represents any binding commitment by Fortinet, and Fortinet disclaims all warranties, whether express or implied, except to the extent Fortinet enters a binding written contract, signed by Fortinet's General Counsel, with a purchaser that expressly warrants that the identified product will perform according to certain expressly-identified performance metrics and, in such event, only the specific performance metrics expressly identified in such binding written contract shall be binding on Fortinet. For absolute clarity, any such warranty will be limited to performance in the same ideal conditions as in Fortinet's internal lab tests. In no event does Fortinet make any commitment related to future deliverables, features or development, and circumstances may change such that any forward-looking statements herein are not accurate. Fortinet disclaims in full any covenants, representations, and guarantees pursuant hereto, whether express or implied. Fortinet reserves the right to change, modify, transfer, or otherwise revise this publication without notice, and the most current version of the publication shall be applicable.