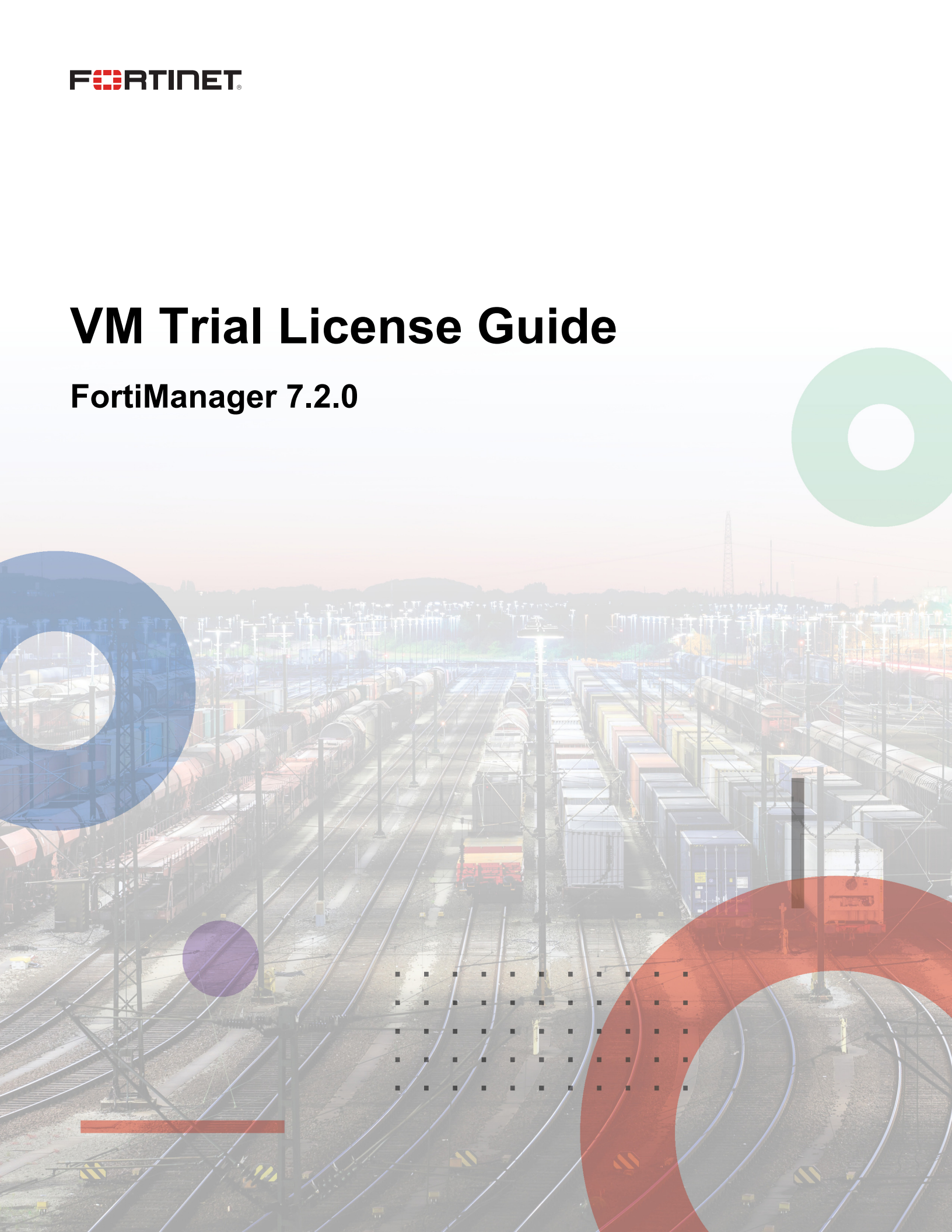


# VM Trial License Guide

**FortiManager 7.2.0**



**FORTINET DOCUMENT LIBRARY**

<https://docs.fortinet.com>

**FORTINET VIDEO LIBRARY**

<https://video.fortinet.com>

**FORTINET BLOG**

<https://blog.fortinet.com>

**CUSTOMER SERVICE & SUPPORT**

<https://support.fortinet.com>

**FORTINET TRAINING & CERTIFICATION PROGRAM**

<https://www.fortinet.com/training-certification>

**FORTINET TRAINING INSTITUTE**

<https://training.fortinet.com>

**FORTIGUARD LABS**

<https://www.fortiguard.com>

**END USER LICENSE AGREEMENT**

<https://www.fortinet.com/doc/legal/EULA.pdf>

**FEEDBACK**

Email: [techdoc@fortinet.com](mailto:techdoc@fortinet.com)



August 17th, 2022

FortiManager 7.2.0 VM Trial License Guide

02-720-0794535-20220817

# TABLE OF CONTENTS

<b>Change Log</b> .....	<b>4</b>
<b>Introduction</b> .....	<b>5</b>
Requirements .....	5
Licensing .....	5
<b>Activating a free trial of FortiManager VM</b> .....	<b>7</b>
<b>Upgrading to an add-on license</b> .....	<b>10</b>

# Change Log

Date	Change Description
2022-04-11	Initial release.
2022-07-11	Updated <a href="#">Licensing on page 5</a> .
2022-08-17	Updated <a href="#">Upgrading to an add-on license on page 10</a> .

# Introduction

With a FortiCare account, you can receive a free trial license for a FortiManager virtual machine (VM) to let you try the product. After evaluating the product, you can purchase an add-on license and upgrade the FortiManager VM to the add-on license.

This section includes the following topics:

- [Requirements on page 5](#)
- [Licensing on page 5](#)

## Requirements


The following items are required before you can receive a free trial license for FortiManager VM:

- FortiCare/FortiCloud account with Fortinet Technical Support (<https://support.fortinet.com/>)

The FortiCare account includes free trial licenses for FortiManager VM.

The FortiCloud account is used to complete the licensing process.

When you register on the Fortinet Technical Support site (<https://support.fortinet.com/>), you create a FortiCloud account. FortiCloud is integrated with FortiCare, and the same login credentials are used for both accounts.



If you do not have a FortiCloud account, you can create one as part of the licensing process.

- FortiManager VM  
You must be running FortiManager 7.0.0 or later on the VM.
- Browser  
You must have access to a device with a browser to access FortiManager GUI.
- Internet access  
You must have Internet access to access FortiCloud and your FortiCare account on the Technical Support Site and to receive the license agreement.
- License agreement  
You must accept the terms of the license agreement before you can activate the trial license.

## Licensing

A FortiCare account includes limited, free trial licenses for FortiManager VM. A trial license includes:

- Support to add three devices/VDOMs
- Support to use two ADOMs



FortiManager VM with a trial license does not support:

- FortiAnalyzer features
- FortiGuard subscriptions
- Built-in FortiGuard Distribution Server (FDS)

---

A trial license does not include access to Fortinet services or Technical Support for a FortiManager VM with a free trial license.

# Activating a free trial of FortiManager VM

You can use the FortiManager GUI to request and activate a trial license for a FortiManager VM.

After the trial license is activated, please see the [FortiManager 7.2.0 Administration Guide](#) on the [Document Library](#) for information about the product.



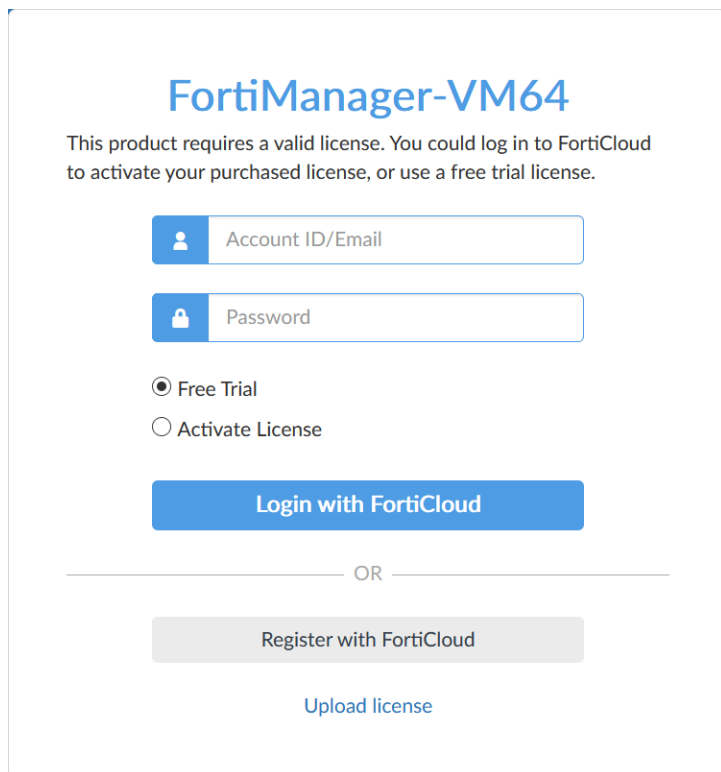
After you activate a trial license, the FortiManager VM is displayed as an asset in your FortiCloud account, and it is assigned a unique serial number.

## To request and activate a trial license:

1. Install the VM, and configure the management port to enable access.  
Ensure that the VM has Internet access.

For more information about setting up VMs, see documentation on the [FortiManager Private Cloud](#) and [FortiManager Public Cloud](#) pages on the [Document Library](#).

2. In a browser, access the IP address for the FortiManager GUI.  
The login dialog box is displayed.



3. Select *Free Trial*, and click *Login with FortiCloud*.  
If you do not have a FortiCloud account, click *Register with FortiCloud* to create one.  
The *Free Trial License Agreement* is displayed.

## Free Trial License Agreement



## FortiAnalyzer-VM/FortiManager-VM Free Limited License Agreement

## TERMS AND CONDITIONS

THESE TERMS AND CONDITIONS APPLY BETWEEN THE ENTITY SET FORTH BELOW (THE "CUSTOMER") AND FORTINET, WHERE BOTH PARTIES CONSENT TO BE BOUND BY THESE TERMS AND CONDITIONS UNDER THIS FREE LIMITED LICENSE AGREEMENT (THE "AGREEMENT"). IF YOU DO NOT AGREE TO THE TERMS, YOU SHOULD NOT ACCEPT THE AGREEMENT AND SHOULD CONTACT [LEGAL@FORTINET.COM](mailto:LEGAL@FORTINET.COM) TO REQUEST CHANGES TO THE AGREEMENT

## 1) FREE LIMITED LICENSE AGREEMENT.

This Agreement is made for the purpose of testing and evaluating Fortinet's FortiAnalyzer and FortiManager Virtual Machine which have limited features as compared to the full version (hereinafter the "Products") for their potential purchase. Although the Products will have limited features (as detailed below), they will allow Customer to determine if they perform to specifications and expectations.

## 2) PERMITTED USES AND RESTRICTIONS FOR THE LICENSE.

Fortinet grants Customer a nonexclusive, and nontransferable, limited license to use the Products for testing and evaluation (either by Customer or a third party evaluator). Customers will be provided with 1 limited free trial of the Products with their FortiCare account. The Products will include a maximum of 1 GB/day logs, 3 devices, 2 ADOMs, and do not include services or support, such as FortiCare (support and maintenance) or FortiGuard (subscription services). Customer may use the Products for management and analytics of data generated by other Fortinet products. The trial license does not come with any obligation or promise by Fortinet to provide FortiCare (support and maintenance) or FortiGuard (subscription services). Customer's access and use of the Products are subject to the limitations of their respective trial versions and are subject to all of Fortinet's applicable the terms and conditions, including Fortinet's then current End User License Agreement ("EULA") which can be found at: <http://www.fortinet.com/doc/legal/EULA.pdf> and Fortinet Service Terms and Conditions ("Terms of Service") which can be found at <https://www.fortinet.com/content/dam/fortinet>

☒ I have read and accept the terms in the License Agreement.

Accept

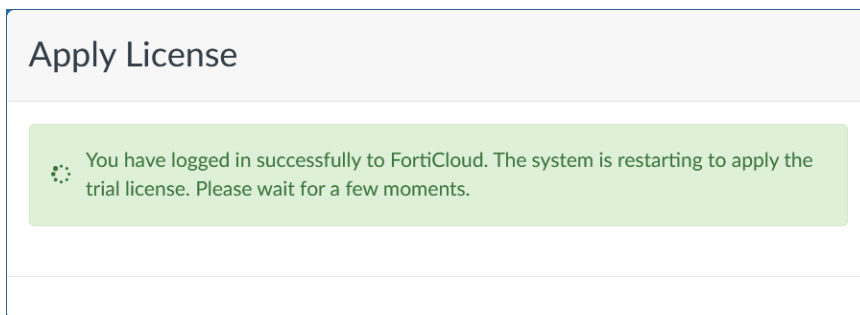
Cancel

## 4. Read and accept the license agreement:

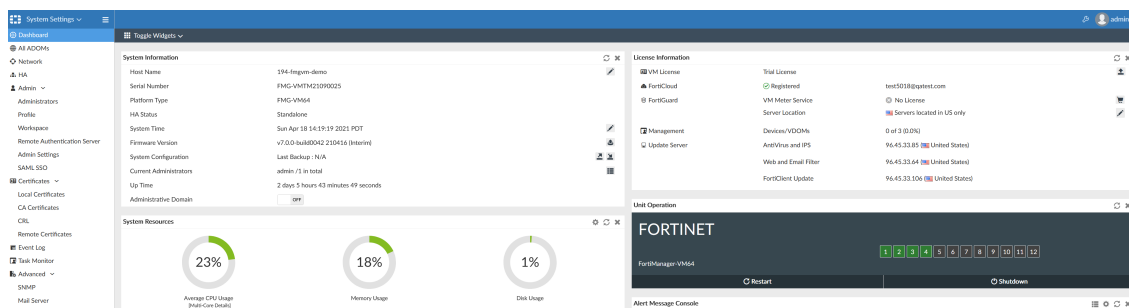
- a. Read the license agreement.
- b. Select the *I have read and accept the terms in the License Agreement* checkbox.
- c. Click *Accept*.

The license is applied, and you are logged in to FortiManager.





5. Go to **System Settings > Dashboard > License Information** widget.  
The **VM License** option displays **Trial License**.  
The **Management** option displays a maximum of 3 managed devices.



6. After evaluating the FortiManager VM, you can purchase and install an add-on license. See [Upgrading to an add-on license on page 10](#).

## Upgrading to an add-on license

After using a FortiManager VM with a trial license, you can upgrade by installing an add-on license. You can use the FortiManager GUI to install an add-on license.

Before you can install an add-on license, you must perform the following tasks:

- Install a FortiManager-VM and activate a trial license. See [Activating a free trial of FortiManager VM on page 7](#).
- Purchase the add-on license from a licensed reseller and receive an email with the product registration code.

After you receive the email with the registration code, use this topic to perform the following actions:

- Register the add-on license with FortiCloud by using the registration code.
- Register the support contract with FortiCloud by using the registration code.
- Download the license key from FortiCloud.
- Install the license key by using the FortiManager GUI.



Before you can apply a support contract to FortiManager you must convert your trial VM into a production instance by applying an add-on license.

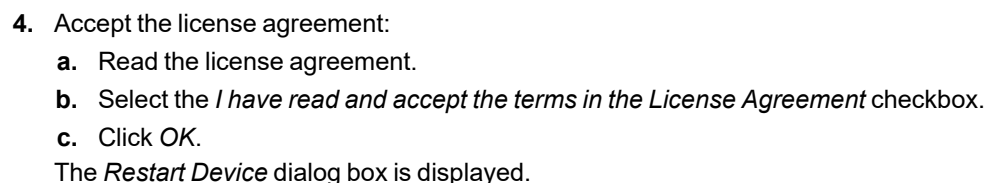
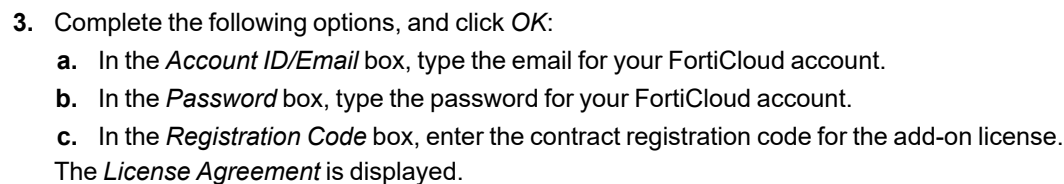
After the add-on license is installed to FortiManager VM, the *System Settings > License Information* widget updates. Beside the *Management* option, the maximum number of managed devices changes from 3 for the trial license to 3 for the trial license plus the maximum number supported by the add-on license. In the following example, the *FMG-VM-10-UG* license was installed, and the maximum number of managed devices changed to 13 (3 + 10).

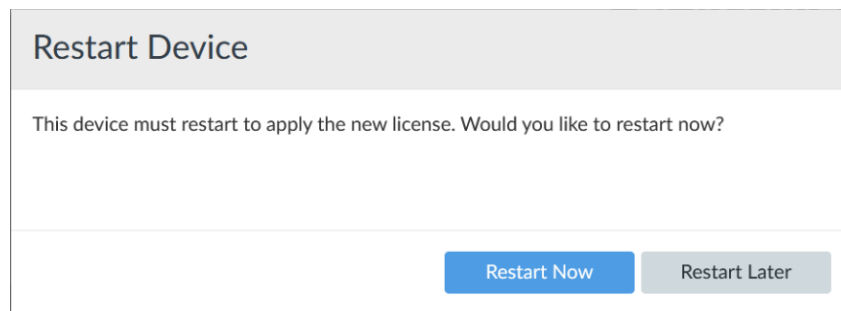
Management	Devices/VDOMs	0 of 13 (0.0%)
------------	---------------	----------------

### To register an add-on license and download a license key:

1. Register the support contract and the add-on license:
  - a. Go to the Fortinet Technical Support site (<https://support.fortinet.com/>), and log in by using your FortiCloud credentials.
  - b. Go to *Asset Management > Dashboard > Register Now*.
  - c. In the *Registration Code* box, enter the registration code, and click *Next*.  
For more details, see [FortiCloud Asset Management > Registering products](#).
2. Specify the IP address for the FortiManager VM:
  - a. In *Asset Management*, select the product. The product details are displayed.
  - b. In the *Product Information* widget, click the *Edit* icon to edit product details.
  - c. In the *Description* box, type a description.
  - d. In the *IP Address* box, enter the static IP address configured on one of the interfaces of the FortiManager-VM.
  - e. Click *Save*.
3. In the *License and Key* widget, click the *Get the License File* link. The license is downloaded.

1. Log in to FortiManager, and go to *System Settings > Dashboard*.
2. In the *License Information* widget, beside the *VM License* option, click the *Add License* button. The *Add License* dialog box is displayed.





5. Click *Restart Now* to apply the license.  
FortiManager restarts, and the license is applied.
6. Go to *System Settings > Dashboard > License Information* widget.  
The *VM License* option displays the name of the license.



[www.fortinet.com](http://www.fortinet.com)

Copyright© 2024 Fortinet, Inc. All rights reserved. Fortinet®, FortiGate®, FortiCare® and FortiGuard®, and certain other marks are registered trademarks of Fortinet, Inc., and other Fortinet names herein may also be registered and/or common law trademarks of Fortinet. All other product or company names may be trademarks of their respective owners. Performance and other metrics contained herein were attained in internal lab tests under ideal conditions, and actual performance and other results may vary. Network variables, different network environments and other conditions may affect performance results. Nothing herein represents any binding commitment by Fortinet, and Fortinet disclaims all warranties, whether express or implied, except to the extent Fortinet enters a binding written contract, signed by Fortinet's Chief Legal Officer, with a purchaser that expressly warrants that the identified product will perform according to certain expressly-identified performance metrics and, in such event, only the specific performance metrics expressly identified in such binding written contract shall be binding on Fortinet. For absolute clarity, any such warranty will be limited to performance in the same ideal conditions as in Fortinet's internal lab tests. Fortinet disclaims in full any covenants, representations, and guarantees pursuant hereto, whether express or implied. Fortinet reserves the right to change, modify, transfer, or otherwise revise this publication without notice, and the most current version of the publication shall be applicable.