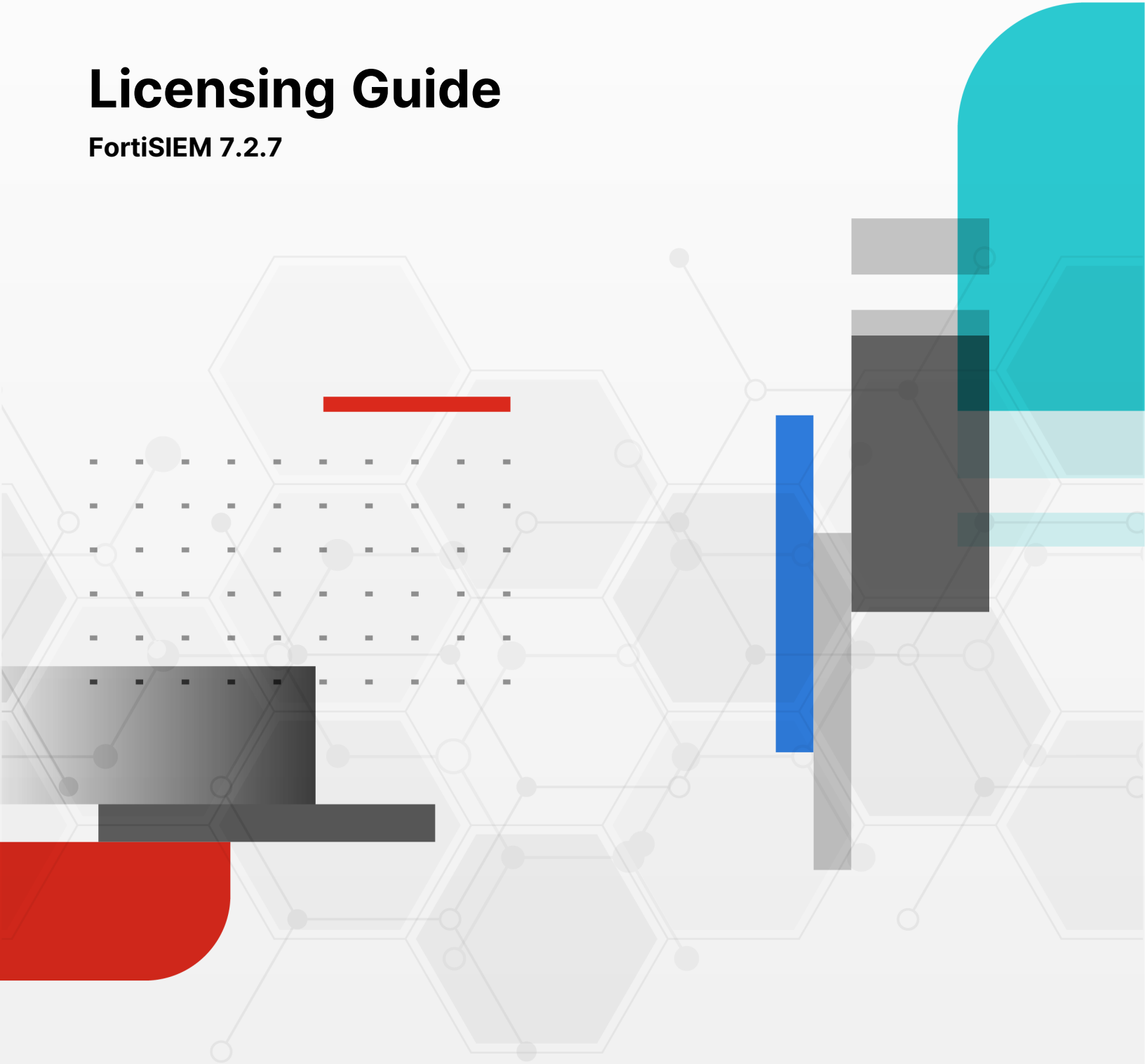


# Licensing Guide

FortiSIEM 7.2.7



**FORTINET DOCUMENT LIBRARY**

<https://docs.fortinet.com>

**FORTINET VIDEO LIBRARY**

<https://video.fortinet.com>

**FORTINET BLOG**

<https://blog.fortinet.com>

**CUSTOMER SERVICE & SUPPORT**

<https://support.fortinet.com>

**FORTINET TRAINING & CERTIFICATION PROGRAM**

<https://www.fortinet.com/training-certification>

**FORTINET TRAINING INSTITUTE**

<https://training.fortinet.com>

**FORTIGUARD LABS**

<https://www.fortiguard.com>

**END USER LICENSE AGREEMENT**

<https://www.fortinet.com/doc/legal/EULA.pdf>

**FEEDBACK**

Email: [techdoc@fortinet.com](mailto:techdoc@fortinet.com)



10/06/2025

FortiSIEM 7.2.7 Licensing Guide

# TABLE OF CONTENTS

|  |          |
|--|----------|
| <b>Licensing</b> .....                   | <b>4</b> |
| Overview .....                           | 4        |
| Prerequisites .....                      | 5        |
| 1) Registration Code .....               | 5        |
| 2) Hardware ID .....                     | 7        |
| 3) FortiSIEM Image Download Site .....   | 8        |
| License for New Users .....              | 9        |
| Registering Base FortiSIEM Product ..... | 9        |
| Adding Additional Devices/Services ..... | 16       |
| License for Existing Users .....         | 19       |

# Licensing

- Overview
- Prerequisites
- License for New Users
  - Registering Base FortiSIEM Product
  - Adding Additional Devices/Services
- License for Existing Users

## Overview

**Starting release 4.10.0, FortiSIEM will only accept licenses issued by FortiCare.** AccelOps license server will not issue any more licenses effective immediately.



FortiSIEM license key generation has been improved. Starting September 11, 2017, FortiCare will generate licenses ONLY using the new license key generation algorithm and will only work with FortiSIEM 4.10.0 and later releases.

This has the following implications:

- If you want a new FortiCare license key, for any reason (for example, to extend maintenance and support or buy additional device license), you must upgrade to 4.10.0 first and then apply the 4.10 license.
- **If you are upgrading to FortiSIEM 4.10.0, you must get a newly generated license key before starting the upgrade process.**

**Note: FortiSIEM license issued by AccelOps license server will continue to work until the license expires.**

However, you have to get a new license from FortiCare if:

- your current FortiSIEM license has expired.
- you must buy additional services.
- you have a valid license and must upgrade to FortiSIEM 4.10.0 and above.

When using FortiSIEM with a perpetual license, the system will continue to function when FortiCare support expires, with the following exceptions:

1. Customer cannot get FortiCare Support.
2. Customer cannot upgrade to a newer FortiSIEM version.
3. Customer cannot install FortiSIEM Content Updates.
4. FortiSIEM High Availability function will not work.
5. FortiGuard IOC services will not work.

## Prerequisites

Before proceeding with FortiSIEM license registration, read and save the required information related to the following:

1. [Registration Code](#)
2. [Hardware ID](#)
3. [FortiSIEM Image Download Site](#)

### 1) Registration Code

FortiSIEM product functionality is driven by the product SKUs below. You have to first purchase the right combination of SKUs based on your needs from Fortinet. You will receive the registration letters via email that will contain a separate registration code for every SKU. You must use these registration SKUs to obtain FortiSIEM license.

| Product   | SKU                         | Description   |
|---|-----------------------------|---|
| <b>FortiSIEM Base Product</b>                   |                             |   |
| FortiSIEM All-In-One Perpetual License          | FSM-AIO-BASE                | Base All-In-One (AIO) Perpetual License for 50 devices and 500 EPS.   |
|   | FSM-AIO-XXXX-UG             | Add X devices and EPS/device All-In-One (AIO) Perpetual license for Non-MSP/MSP's.  |
| FortiSIEM All-In-One Subscription License       | FC[1-8]-10-FSM98-180-02-DD  | Per Device Subscription License that manages minimum X devices, 10 EPS/Device.  |
| FortiSIEM Raw Event Size Based Licensing        | FC[1-8]-10-SMGS1-1026-02-DD | <p>Requires FortiSIEM 7.2.2 or later. Only available for on-premises VM based deployments. License is based on:</p> <ul style="list-style-type: none"> <li>• Total Raw event size per day (GB/Day)</li> <li>• Number of Agents</li> <li>• Number of UEBA Agents</li> <li>• FortiGuard IOC</li> </ul> <p>The user is allowed to have 11 violations in a rolling 30-day window. After that, the <b>Analytics</b> and <b>Dashboard</b> pages are disabled for 1 day.</p> <p>In this license scheme, users can have as many devices and events per second (EPS) as can be supported by their deployed hardware, without violating the Total Raw event size per day (GB/Day) limits.</p> |
| <b>FortiSIEM Additional Products</b>            |                             |   |
| FortiSIEM End-Point Device Perpetual License    | FSM-EPD-XX-UG               | Add XX End-Points and 2 EPS/End-Point for End-Point Perpetual License   |
| FortiSIEM End-Point Device Subscription License | FC[1-8]-10-FSM98-184-02-DD  | Per End-Point Subscription License for minimum X End-Points, 2 EPS/End-Point  |
| Add 1 EPS Perpetual License                     | FSM-EPS-100-UG              | Add 1 EPS Perpetual   |
| Add 1 EPS Subscription License                  | FC1-10-FSM98-183-02-DD      | Add 1 EPS Subscription  |

| Product                                       | SKU                        | Description   |
|---|----------------------------|---|
| FortiSIEM Advanced Agent License              | FSM-AGT-ADV-XX-UG          | XX Advanced Agents - Log & FIM - perpetual license. Each Agent requires a device license. Does not include Maintenance & Support. |
| FortiSIEM Advanced Agent Subscription License | FC[1-8]-10-FSM98-182-02-DD | Per Agent Subscription License - Log & FIM - minimum XX Advanced Agents. Does not include Maintenance & Support.                  |
| IOC Service Subscription License              | FC[1-G]-10-FSM98-149-02-DD | (X Points) FortiSIEM Indicators of Compromise (IOC) Service. 1 device or 2 End points or 3 Windows Agents equals 1 point.         |
| FortiSIEM High Availability Subscription      | FCX-10-FSM98-593-02-DD     | (XX - YY Points) FortiSIEM High Availability Cluster Subscription   |
| <b>FortiSIEM Support</b>                      |                            |   |
| FortiCare Support for FortiSIEM               | FC[1-G]-10-FSM97-248-02-DD | 24x7 FortiCare Contract (X points). 1 device or 2 End points or 3 Windows Agents equals 1 point.                                  |

## 2) Hardware ID

The Hardware ID (UUID) is used to uniquely identify the server where FortiSIEM Supervisor node will run. Based on the user-level, follow the steps below to get the Hardware ID.

- **New user:**

Follow one of the methods below:

- Open `https://<ip_of_supervisor>/`.  
The license upload page displays the Hardware ID.
- Go to the server where FortiSIEM Supervisor node has to be installed or is currently installed.
  - i. Login via SSH as `root`.
  - ii. Run the command `cat /sys/class/dmi/id/product_uuid`
  - iii. Note the output – you will need this to create a license.

```
# cat /sys/class/dmi/id/product_uuid
4217EB48-63D4-5885-EEE7-C3EDD9589891
```

- **Existing user:**

- Flash GUI: Go to **Admin > License Management**.
- HTML5 GUI: Go to **ADMIN > License > License**.

### 3) FortiSIEM Image Download Site

- **Fresh installation:**
  - If you are new to Fortinet products and do not have a support account other than FortiSIEM, download the FortiSIEM image from the Fortinet Support website <https://support.fortinet.com>. See "[Downloading FortiSIEM Products](#)" for more information on downloading products from the support website.
  - If you have existing Fortinet products, login to the [Fortinet support site](#) and find the image under **Download > Firmware Images**.

## License for New Users

This section describes the procedures for new FortiSIEM users to license FortiSIEM product. There is no Base requirement for Subscription License, but the Ordering Quantity has to meet minimum quantity requirements of each SKU.

**Note:** The base device related SKUs has to be registered first.

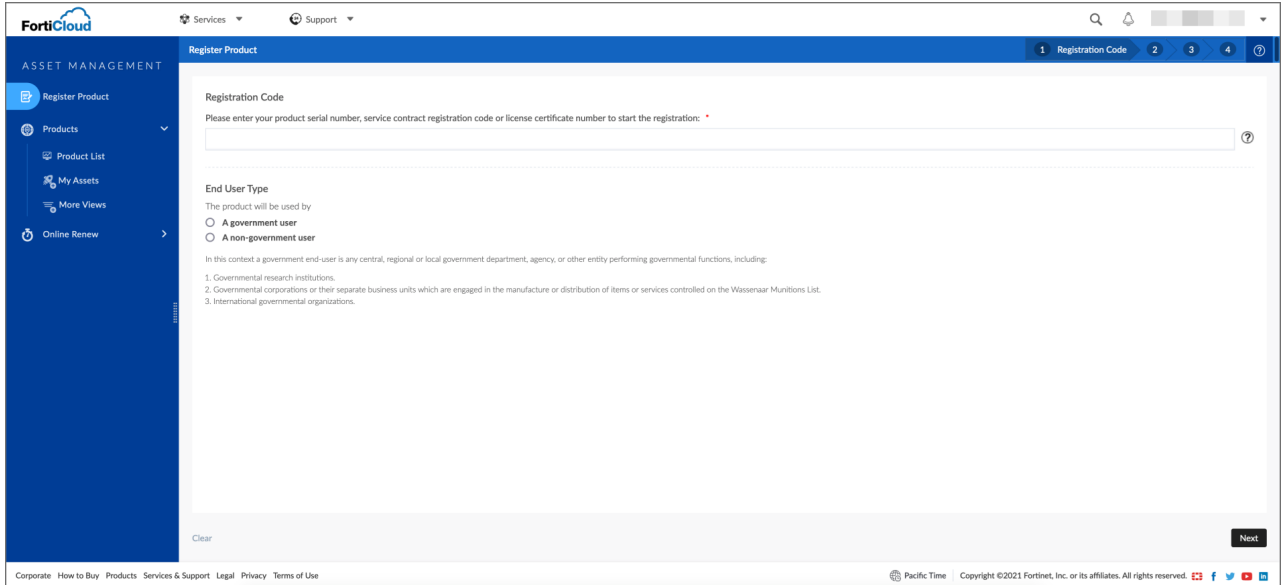
| Base SKU                    | Description  |
|-----------------------------|--|
| FSM-AIO-BASE                | Base all-in-one Perpetual License for 50 devices and 500 EPS   |
| FC[1-8]-10-FSM98-180-02-DD  | Per Device Subscription License that manages minimum X devices, 10 EPS/Device.   |
| FC[1-8]-10-SMGS1-1026-02-DD | <p>Requires FortiSIEM 7.2.2 or later.<br/>Only available for on-premises VM based deployments. License is based on:</p> <ul style="list-style-type: none"> <li>• Total Raw event size per day (GB/Day)</li> <li>• Number of Agents</li> <li>• Number of UEBA Agents</li> <li>• FortiGuard IOC</li> </ul> <p>The user is allowed to have 11 violations in a rolling 30-day window. After that, the <b>Analytics</b> and <b>Dashboard</b> pages are disabled for 1 day.<br/>In this license scheme, users can have as many devices and events per second (EPS) as can be supported by their deployed hardware, without violating the Total Raw event size per day (GB/Day) limits.</p> |

Other FortiSIEM products such as additional devices, windows agents, IOC Services, Maintenance and Support etc. can be added after the Base has been registered.

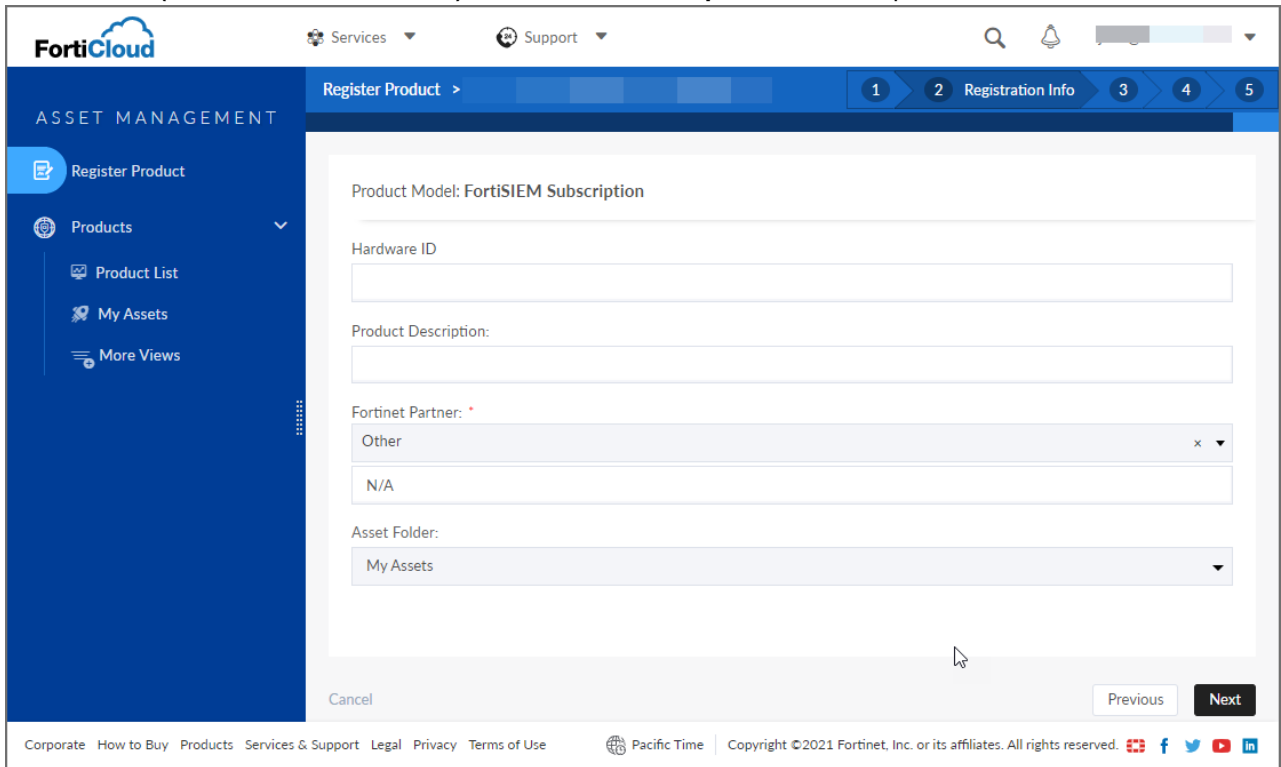
- [Registering Base FortiSIEM Product](#)
- [Adding Additional Devices/Services](#)

## Registering Base FortiSIEM Product

1. Go to FortiCare Product Registration link: <https://support.fortinet.com/>
2. Click **Register** to create an account.
3. Log in using your **Account ID/Email** and **Password**.
4. Click the **Register More** button.
5. On the **Register Product > (1) Register Code** page, in the **Registration Code** field, enter the **Registration Code** of the Base license based on the license type.
  - **Subscription based license:** Open the SKU file corresponding to the Subscription based license: *FC[1-8]-10-FSM98-180-02-DD* and get the Registration code.
  - **Perpetual license:** Open the SKU file corresponding to the Base Perpetual License: *FSM-AIO-BASE* and get the Registration code.

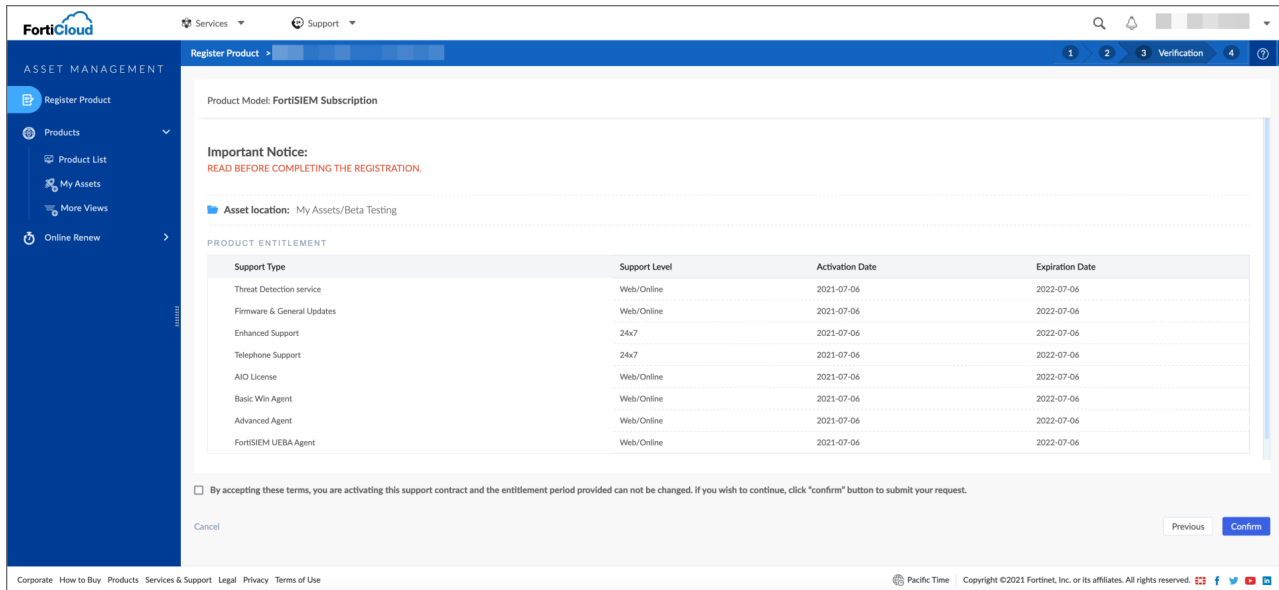


6. Select the **End User Type** and click **Next**.
7. On the **Register Product > (2) Registration Info** page, select the **Fortinet Partner** type from the list. The **Hardware ID** (also referred to as **UUID**), and **Product Description** fields are optional.

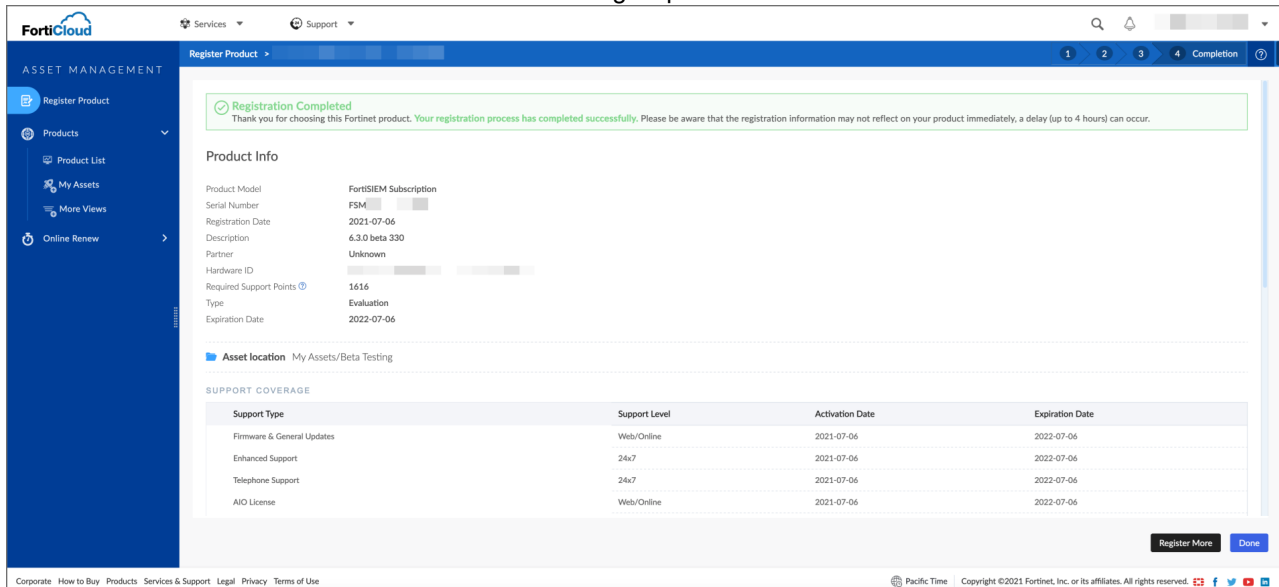


8. Click **Next**.
9. Read and agree to the terms and conditions of **Fortinet Product Registration Agreement** and click **Next**.

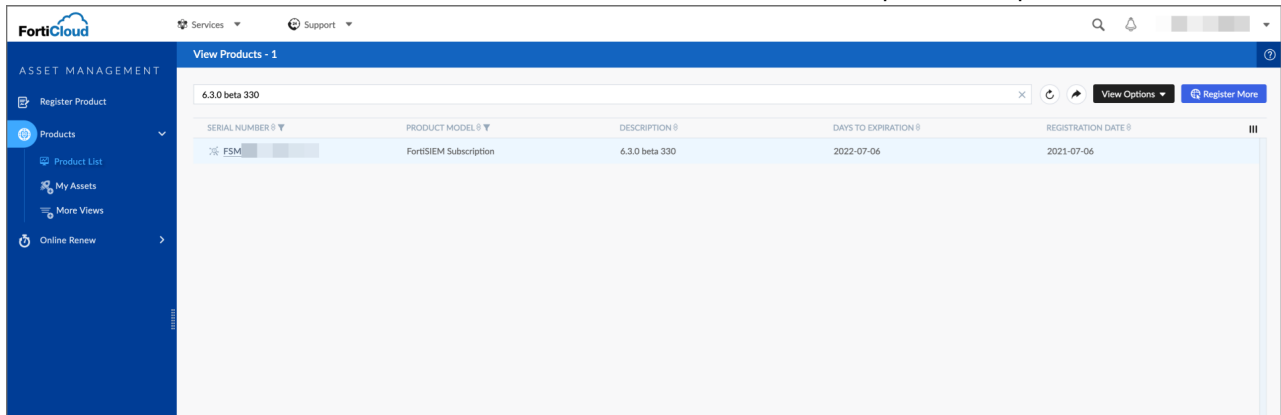
10. On the **Verification** page, read and agree to the terms, and click **Confirm**.



11. Verify the information displayed under **Product Info**. Note the **Serial Number**. You will need it in the following steps. Click **Done**.



12. Go to **Products > Product List** and click the **Serial Number** obtained from the previous step.



13. Click on the pencil icon to edit. The **Edit Product Information** window appears. Associate the **Hardware ID** of the VM where the Supervisor is going to run. The Hardware ID can be obtained by following the steps in [Prerequisites \(b\)](#).
14. Enter the **Hardware ID** in the **Edit Product Information** page and click **Save**.

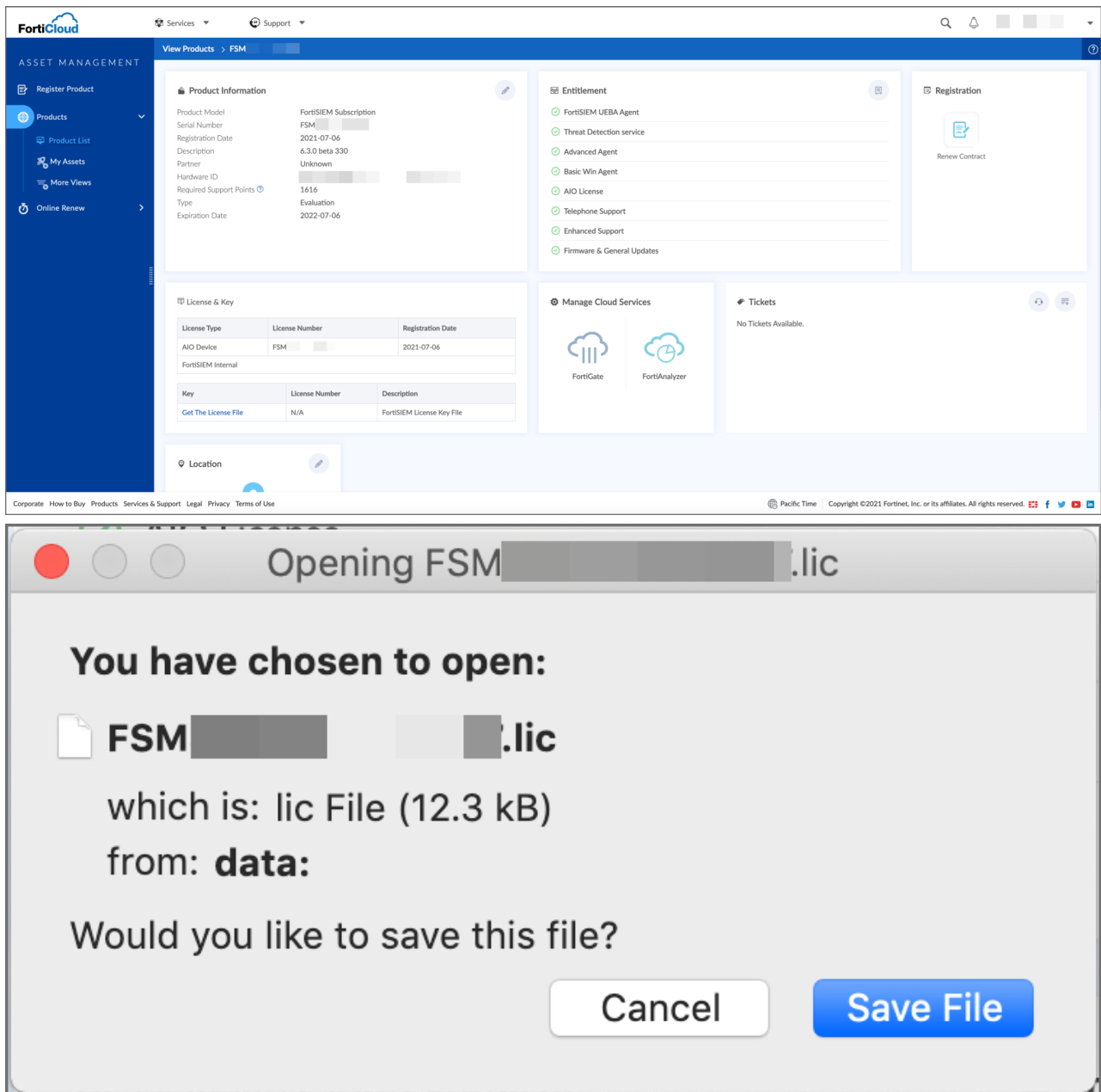
### Edit Product Information

Description:

Fortinet Partner:

Cancel Save

15. Select **License & Key** and click **Get The License File** link to download the license.  
 If you are using FortSIEM 7.2.5 or earlier, select **Download** for FortSIEM License Key Legacy File.  
 If you are using FortSIEM 7.2.6 or later, select **Download** for FortSIEM License Key File.  
**Note:** If you must add additional devices to the license, download the license file after adding all the devices following the steps under "[Adding Additional Devices/Services](#)".



16. Download and install FortSIEM. See [Prerequisites \(c\)](#) for the image location.
17. Once FortSIEM is installed, log in and click **Browse** to select the license file.  
**Note: If the UI does not redirect to the license upload screen, open `https://<ip_of_supervisor>/phoenix/licenseUpload.html` and upload the license file.**

18. Enter the **User ID** (default value: *admin*) and **Password** (default value: *admin\*1*).

19. Select the **License Type** based on the deployment type as:

- **Enterprise** for single organizations
- **Service Provider** for multiple organizations

**Note:** For earlier versions of FortiSIEM, the **License Type** options displayed were **VA** for Enterprise and **SP** for Service Provider.

20. Click **Upload** which is enabled after selecting the license file.

21. Verify the license following one of the methods:

- Verify the license information on FortiSIEM GUI:
  - Flash GUI: **Admin > License Management**
  - HTML5 GUI: **Admin > License > General**.

| Attribute                 | Value   | Expiry       |
|---------------------------|---------|--------------|
| Devices                   | 100000  | Jun 17, 2025 |
| Endpoint Devices          | 10      | Jun 17, 2025 |
| Additional EPS            | N/A     | N/A          |
| Total EPS                 | 1000020 | Jun 17, 2025 |
| Agents                    | 110     | Jun 17, 2025 |
| UEBA                      | 2       | Jun 17, 2025 |
| IOC Service               | Valid   | Jun 17, 2025 |
| Maintenance and Support   | Valid   | Jun 17, 2025 |
| High Availability Service | Valid   | Jun 17, 2025 |

b. On the server where FortiSIEM is installed, execute the command on the license file and verify the license information:

- `# phLicenseRead <LicenseFile>`

```
[root@Autosuper### ~]# phLicenseRead FSMTEST#####-###-###-###-#####.lic
License Information:
Attribute                               Value
Expiration Date                         Jun 17, 2025
Serial Number                            FSM#####
```

|                           |                         |     |
|---------------------------|-------------------------|-----|
| Hardware ID               | #####-###-###-###-##### |     |
| Licensed Hardware ID      | #####-###-###-###-##### |     |
| License Type              | Not Decided             |     |
| Devices                   | 1000                    | Jun |
| 19, 2025                  |                         |     |
| Endpoint Devices          | 10                      | Jun |
| 19, 2025                  |                         |     |
| Additional EPS            | 1000                    | Jun |
| 19, 2025                  |                         |     |
| Total EPS                 | 11020                   | Jun |
| 19, 2025                  |                         |     |
| Agents                    | 100                     | Jun |
| 19, 2025                  |                         |     |
| UEBA Telemetry            | 100                     | Jun |
| 19, 2025                  |                         |     |
| IOC Service               | Valid                   | Jun |
| 19, 2025                  |                         |     |
| High Availability Support | Valid                   | Jun |
| 19, 2025                  |                         |     |
| Maintenance and Support   | Valid                   | Jun |
| 19, 2025                  |                         |     |

**Note:** Using this tool, you will not be able to identify the License type.

**c.** On the server where FortiSIEM is installed, execute one of the following commands:

- # phLicenseTool --show
- # phLicenseTool --verify

```
[root@Autosuper### ~]# phLicenseTool --show
License Information:
Attribute                               Value
Expiration Date                          Jun 17, 2025
Serial Number                             FSMS000000000000
Hardware ID                               #####-###-###-###-#####
Licensed Hardware ID                      #####-###-###-###-#####
License Type                              Service Provider
Devices                                   100000
Jun 17, 2025
Endpoint Devices                          10
Jun 17, 2025
Additional EPS                             N/A
N/A
Total EPS                                 1000020
Jun 17, 2025
Agents                                     110
Jun 17, 2025
UEBA Telemetry                            2
Jun 17, 2025
IOC Service                               Valid
Jun 17, 2025
High Availability Support                  Valid
Jun 17, 2025
Maintenance and Support                   Valid
Jun 17, 2025

[root@Autosuper### ~]# phLicenseTool --verify
```

license matched

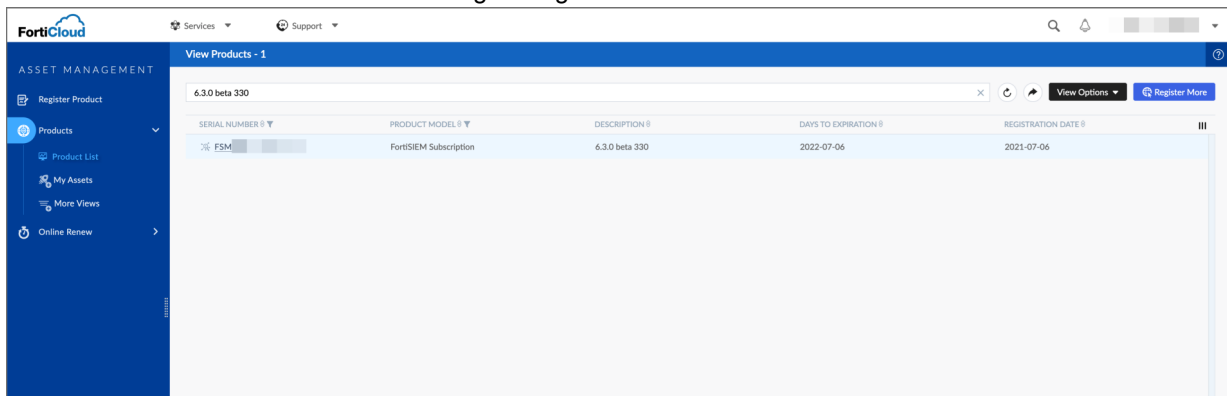
## Adding Additional Devices/Services

After registering the base license, you can register additional devices/services supported by FortiSIEM:

- Devices
- End points
- Windows Agents
- IOC Service
- Maintenance and Service

Follow the below steps to add a device/service:

- Open the SKU related to get the Registration code. Refer to the table under [Prerequisites \(a\)](#).
- On FortiCare, click **Register Product** and add the **Registration code** of the new device.
- Click the **Serial Number** obtained while registering the base.



- Click on the pencil icon to edit. The **Edit Product Information** window appears. Associate the **Hardware ID** and click **Save**.

### Edit Product Information

Description:

Fortinet Partner:

Cancel Save

**Note:** If you are adding more devices or services, repeat the procedure of adding the related registration id to the same serial number and use the license generated at the end of registering all devices/services.

- Select **License & Key** and click **Get The License File** to download the license.

- f. Download and install FortiSIEM image from the Fortinet Support website <https://support.fortinet.com>. Refer to the [Downloading FortiSIEM Products Guide](#) for more information on downloading products from the support website.
- g. Log in to FortiSIEM and click **Browse** to select the license file.

**Note:** If the UI does not redirect to the license upload screen, open `https://<ip_of_supervisor>/phoenix/licenseUpload.html` and upload the license file.



- h. Enter the **User ID** (default value: `admin`) and **Password** (default value: `admin*1`).
- i. Select the **License Type** based on the deployment type of your organization as:
  - **Enterprise** for single organizations
  - **Service Provider** for multiple organizations

**Note:** For earlier versions of FortiSIEM, the License Type options displayed were VA for Enterprise and SP for Service Provider.

- j. Verify the license following one of the methods:
  - a. On FortiSIEM GUI:
    - **Flash GUI:** Go to **Admin > License Management**
    - **HTML5 GUI:** Go to **ADMIN > License > License**.
  - b. On the server where FortiSIEM is installed, execute the command on the license file and verify the license information:
    - `# phLicenseRead <LicenseFile>`

```
[root@Autosuper### ~]# phLicenseRead FSMTEST#####-####-####-####-#####.lic
License Information:
Attribute                                     Value
  Expiration Date                               Jun 19, 2025
  Serial Number                                 FSM#####
  Hardware ID                                   #####-####-####-####-#####
  Licensed Hardware ID                         #####-####-####-####-#####
  License Type                                  Not Decided
  Devices                                       1000
    Jun 19, 2025
  Endpoint Devices                             10
    Jun 19, 2025
  Additional EPS                               1000
    Jun 19, 2025
```

|                           |       |
|---------------------------|-------|
| Total EPS                 | 11020 |
| Jun 19, 2025              |       |
| Agents                    | 100   |
| Jun 19, 2025              |       |
| UEBA Telemetry            | 100   |
| Jun 19, 2025              |       |
| IOC Service               | Valid |
| Jun 19, 2025              |       |
| High Availability Support | Valid |
| Jun 19, 2025              |       |
| Maintenance and Support   | Valid |
| Jun 19, 2025              |       |

**Note:** Using this tool, you will not be able to identify the License type.

c. On the server where FortiSIEM is installed, execute one of the following commands:

- # phLicenseTool --show
- # phLicenseTool --verify

```
[root@Autosuper### ~]# phLicenseTool --show
License Information:
Attribute                               Value
Expiration Date                          Jun 17, 2025
Serial Number                             FSMS000000000000
Hardware ID                               #####-###-###-###-#####
Licensed Hardware ID                      #####-###-###-###-#####
License Type                              Service Provider
Devices                                   100000
    Jun 17, 2025
Endpoint Devices                           10
    Jun 17, 2025
Additional EPS                             N/A
    N/A
Total EPS                                  1000020
    Jun 17, 2025
Agents                                     110
    Jun 17, 2025
UEBA Telemetry                             2
    Jun 17, 2025
IOC Service                                Valid
    Jun 17, 2025
High Availability Support                  Valid
    Jun 17, 2025
Maintenance and Support                    Valid
    Jun 17, 2025

[root@Autosuper### ~]# phLicenseTool --verify
license matched
```

## License for Existing Users

For existing FortiSIEM customers, licenses are already imported into FortiCare. While the current FortiSIEM license will continue to work until the license expires, you have to get a new license from FortiCare, if you want to renew the license or buy additional products. Follow the below procedure to get a license:

1. Go to FortiCare Product Registration link: <https://support.fortinet.com/>.
2. Log in using your **Account ID/Email** and **Password**.
3. Click **Products > My Assets**.  
The **Serial Number** corresponding to your license will be displayed.

| SERIAL NUMBER | PRODUCT MODEL          | DESCRIPTION             | DAYS TO EXPIRATION | REGISTRATION DATE |
|---------------|------------------------|-------------------------|--------------------|-------------------|
| FSM           | FortiSIEM-2000F        |                         | 2022-05-27         | 2019-05-27        |
| FSM           | FortiSIEM-3500F        |                         | 2022-07-04         | 2019-07-25        |
| FSM           | FortiSIEM-3500F        |                         | 2022-04-28         | 2019-04-29        |
| FSM           | FortiSIEM-500F         |                         | 2022-07-24         | 2019-07-25        |
| FSM           | FortiSIEM-500F         |                         | 2022-07-24         | 2019-07-25        |
| FSM           | FortiSIEM-500F         |                         | 2022-04-28         | 2019-04-29        |
| FSM           | FortiSIEM-500F         |                         | 2022-04-28         | 2019-04-29        |
| FSM           | FortiSIEM              |                         | 2022-04-30         | 2019-05-01        |
| FSM           | FortiSIEM              |                         | 2023-05-28         | 2019-05-27        |
| FSM           | FortiSIEM              |                         | 2022-06-10         | 2019-06-11        |
| FSM           | FortiSIEM              |                         | 2022-07-01         | 2019-07-02        |
| FSM           | FortiSIEM              |                         | 2022-07-11         | 2019-07-12        |
| FSM           | FortiSIEM              |                         | 2022-08-06         | 2019-08-07        |
| FSM           | FortiSIEM              | FORTISIAM SUPPORT       | 2022-10-09         | 2019-10-10        |
| FSM           | FortiSIEM              |                         | 2023-01-30         | 2019-12-01        |
| FSM           | FortiSIEM              |                         | No coverage        | 2021-02-25        |
| FSM           | FortiSIEM Subscription | Renewal of test license | 39 days            | 2021-06-16        |

4. Click the **Serial number** to get the production information.

### Product Information

|                         |                                      |
|-------------------------|--------------------------------------|
| Product Model           | FortiSIEM                            |
| Serial Number           | FSM                                  |
| Registration Date       | 2019-05-27                           |
| Description             | FortiSIEM                            |
| Partner                 |                                      |
| Hardware ID             | 88888888-8888-8888-8888-888888888888 |
| Required Support Points | 625                                  |

5. Click on the pencil icon to edit. The **Edit Product Information** window appears. Associate the **Hardware ID** and click **Save**. Refer to [Prerequisites \(b\)](#) section to get the Hardware ID.

**Edit Product Information**

Description:

Fortinet Partner:

Cancel Save

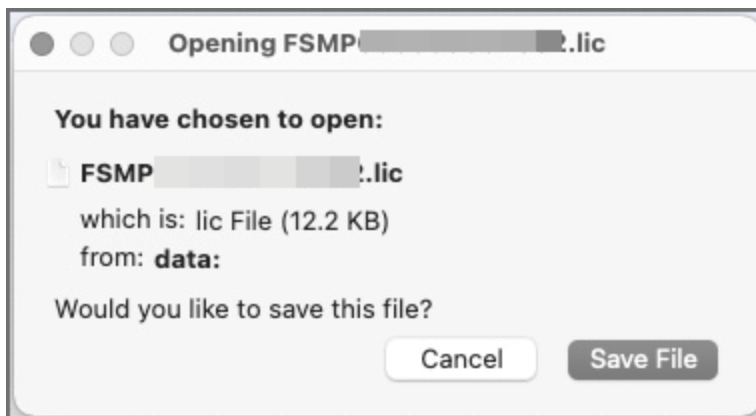
6. Select **License & Key** and click **Get The License File** to download the license.

License & Key

| License Type  | License Number | Registration Date |
|---|----------------|-------------------|
| FortiSIEM EPS   | FSM [redacted] | 2019-05-01        |
| Add 1 EPS/Device Perpetual  |                |                   |
| AIO Device  | FSM [redacted] | 2019-05-01        |
| Base perpetual license for Security and Monitoring Services. Manages 50 devices and 500 EPS |                |                   |

| Key                                  | License Number | Description                |
|--------------------------------------|----------------|----------------------------|
| <a href="#">Get The License File</a> | N/A            | FortiSIEM License Key File |



7. Before installing the license, please verify that you have the right license installed. **The system will not function if you have an incorrect license.**  
 Verify the license:
- Download the `phLicenseRead` tool from the image download site. See [Prerequisites \(c\)](#).
  - Copy the `phLicenseRead` tool to `/opt/phoenix/bin` in the Supervisor node. Make sure the permissions are correct (`root/root`).

- c. Execute the command on the license file downloaded in [Step 6](#) to verify the license information: #  
phLicenseRead <LicenseFile>

**Note:** Using the phLicenseRead tool, you will not be able to identify the License type.

**Note:** If the license is incorrect, contact Fortinet support to get the right license. Do not install partial license.

8. Upgrade FortiSIEM.  
Refer to the **Upgrade Guide** under [FortiSIEM Reference Manuals](#) for information about the upgrade process.
9. After the Supervisor reboots, log in to the Supervisor node and click **Browse** to upload the license file from [Step 6](#).



10. Enter the **User ID** (default value: *admin*) and **Password** (default value: *admin\*1*).
11. Click **Upload**.
12. Verify the license information from the GUI.
  - **Flash GUI: Admin > License Management**

Admin > License Management

**License Information** Refresh Upload

Your current license details are shown below.  
You may request additional devices and/or EPS by upgrading your license

Serial Number: FSMTEST2887661879  
Hardware ID: 42173E91-9865-50C4-C319-5C689F2745E5  
License Type: Service Provider

| Attribute               | Value | Expiration Date |
|-------------------------|-------|-----------------|
| Devices                 | 10    | Dec 31,2018     |
| Endpoint Devices        | 10    | Dec 31,2018     |
| Additional EPS          | 2000  | Dec 31,2018     |
| Total EPS               | 2120  | Dec 31,2018     |
| Basic Windows Agents    | 10    | Dec 31,2018     |
| Advanced Windows Agents | 10    | Dec 31,2018     |
| IOC Service             | Valid | Dec 31,2018     |
| Maintenance and Support | Valid | Dec 31,2018     |

Events Per Second - Max EPS Trend (Last 1 hour @ 16:01:24) Last 1 hour @ 16:01:24

Events Per Second - Avg, Max and Min (Last 1 hour @ 16:01:24) Last 1 hour @ 16:01:24

| Organization ID | Reporting IP | AVG(Event Rate) | MAX(Event Rate) | MIN(Event Rate) |
|-----------------|--------------|-----------------|-----------------|-----------------|
| 1               | 172.30.57.55 | 0               | 0.04            | 0               |

**VA Information** Add Delete

| Mode      | IP Address   |
|-----------|--------------|
| VA(Super) | 172.30.57.55 |

**Report Server Information** Add Delete

| IP Address | Status |
|------------|--------|
|------------|--------|

**Beaconing Service**  
 Enable Beaconing Data Upload

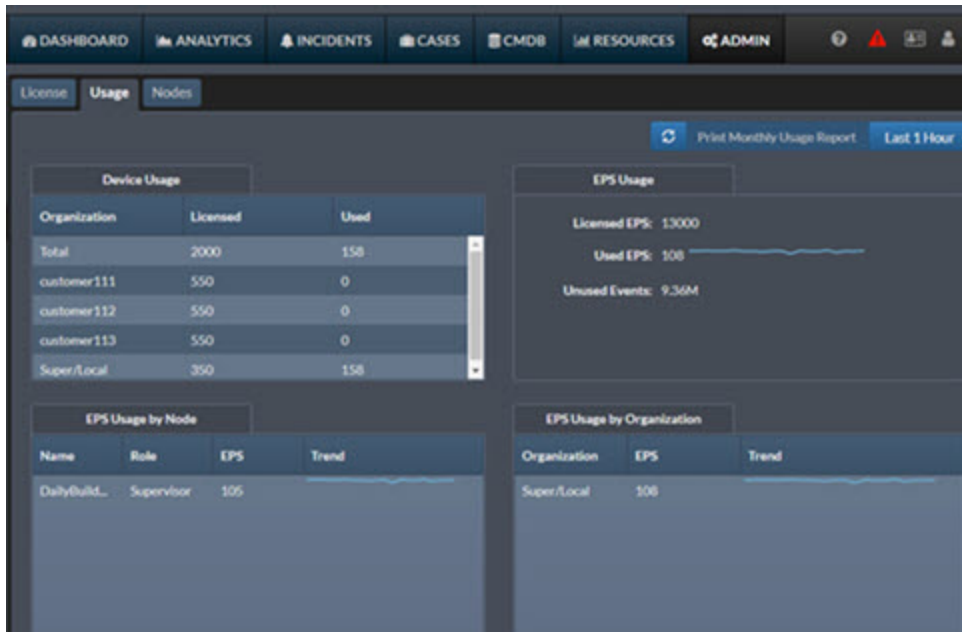
- HTML5 GUI: ADMIN > License > License/Usage/Nodes

DASHBOARD ANALYTICS INCIDENTS CASES CMDB RESOURCES ADMIN

License Usage Nodes Upload

Serial Number: FSMTEST2887660918  
Hardware ID: 4217815B-63D8-21C0-927F-09D92A2FAB30  
License Type: Service Provider

| Attribute               | Value | Expiry      |
|-------------------------|-------|-------------|
| Devices                 | 1000  | Dec 31,2018 |
| Endpoint Devices        | 1000  | Dec 31,2018 |
| Additional EPS          | 1000  | Dec 31,2018 |
| Total EPS               | 13000 | Dec 31,2018 |
| Basic Windows Agents    | 1000  | Dec 31,2018 |
| Advanced Windows Agents | 1000  | Dec 31,2018 |
| IOC Service             | Valid | Dec 31,2018 |
| Maintenance and Support | Valid | Dec 31,2018 |



The screenshot shows the 'Nodes' management interface. It includes 'Add' and 'Delete' buttons and a table with columns for 'Mode' and 'IP Address'.

| Mode       | IP Address    |
|------------|---------------|
| Supervisor | 172.30.53.118 |



[www.fortinet.com](http://www.fortinet.com)

Copyright© 2025 Fortinet, Inc. All rights reserved. Fortinet®, FortiGate®, FortiCare® and FortiGuard®, and certain other marks are registered trademarks of Fortinet, Inc., and other Fortinet names herein may also be registered and/or common law trademarks of Fortinet. All other product or company names may be trademarks of their respective owners. Performance and other metrics contained herein were attained in internal lab tests under ideal conditions, and actual performance and other results may vary. Network variables, different network environments and other conditions may affect performance results. Nothing herein represents any binding commitment by Fortinet, and Fortinet disclaims all warranties, whether express or implied, except to the extent Fortinet enters a binding written contract, signed by Fortinet's Chief Legal Officer, with a purchaser that expressly warrants that the identified product will perform according to certain expressly-identified performance metrics and, in such event, only the specific performance metrics expressly identified in such binding written contract shall be binding on Fortinet. For absolute clarity, any such warranty will be limited to performance in the same ideal conditions as in Fortinet's internal lab tests. Fortinet disclaims in full any covenants, representations, and guarantees pursuant hereto, whether express or implied. Fortinet reserves the right to change, modify, transfer, or otherwise revise this publication without notice, and the most current version of the publication shall be applicable.