



User Guide

FortiCloud Account 23.2.a



FORTINET DOCUMENT LIBRARY

<https://docs.fortinet.com>

FORTINET VIDEO GUIDE

<https://video.fortinet.com>

FORTINET BLOG

<https://blog.fortinet.com>

CUSTOMER SERVICE & SUPPORT

<https://support.fortinet.com>

FORTINET TRAINING & CERTIFICATION PROGRAM

<https://www.fortinet.com/training-certification>

FORTINET TRAINING INSTITUTE

<https://training.fortinet.com>

FORTIGUARD CENTER

<https://www.fortiguard.com>

END USER LICENSE AGREEMENT

<https://www.fortinet.com/doc/legal/EULA.pdf>

FEEDBACK

Email: techdoc@fortinet.com



June 02, 2023

FortiCloud Account 23.2.a User Guide

57-232-890127-20230602

TABLE OF CONTENTS

Change Log	4
Introduction	5
Creating a FortiCloud account	6

Change Log

Date	Change Description
2023-06-02	Initial release.

Introduction

The FortiCloud account is a centralized login system provided by Fortinet Inc. It serves as a unified authentication mechanism for accessing various Fortinet Inc. services and platforms. With a FortiCloud account, users can conveniently log in to multiple Fortinet Inc. cloud services and platforms using a single set of credentials. This eliminates the need to create and manage separate accounts for each service, streamlining the login process and enhancing user experience.

The FortiCloud account:

- Provides single Sign On (SSO) authentication to allow users to access all applications and services that support the FortiCloud account with a single set of credentials.
- Binds all key resources such as hardware and software assets, products, services, users and roles.
- Support multifactor authentication and credential management.

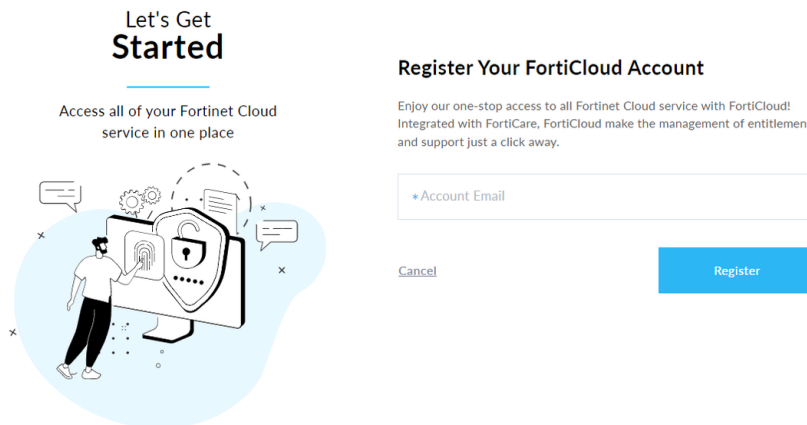
By leveraging the FortiCloud account, customers can access and manage their Fortinet Inc. cloud services, Fortinet Inc. support, collaborate within the Fortinet Inc. community, and utilize partner-specific resources and tools through a seamless and secure authentication framework.

Creating a FortiCloud account

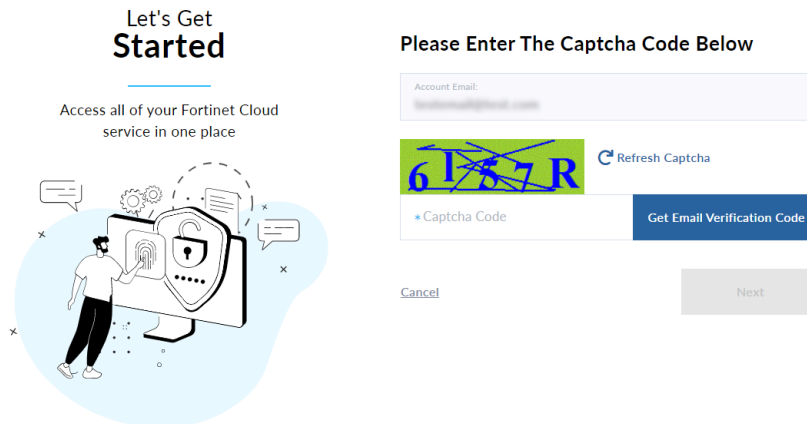
Create a FortiCloud Account to get started.

To create a FortiCloud account:

1. Go to <https://support.fortinet.com>.
2. Select *Register*. The *Let's Get Started* page opens.



3. Enter your email address in the *Account Email* field.
4. Click *Register*.
5. Enter the provided Captcha code in the *Captcha Code* field.



6. Click *Get Email Verification Code*. An email that includes a verification code is sent to your selected email address.
7. Enter the provided verification code in the *Email Verification Code* field.



Let's Get Started

Access all of your Fortinet Cloud service in one place

Please Enter The Email Verification Code Below

Action Required !
An email has been sent to your email address. Please enter the verification code you've received.

Account Email:
testuser@gmail.com

Email Verification Code:

[Cancel](#)

[Next](#)

8. Click *Next*.

9. On the *Credentials* page, enter a secure password in the *Password* and *Confirm Password* fields.



Let's Get Started

Access all of your Fortinet Cloud service in one place

Credentials

Email (Account ID):
testuser@gmail.com

Password

Confirm Password

Your new password must contain


- Minimum 8 characters
- Numbers (0-9)
- Both uppercase (A-Z) and lowercase (a-z) letters
- Some special characters

[Cancel](#)

[Next](#)

10. Click *Next*.

11. Enter the required account information.



Let's Get Started

Access all of your Fortinet Cloud service in one place

Success !
Your login credential has been successfully created. You can now log in to your FortiCloud account.

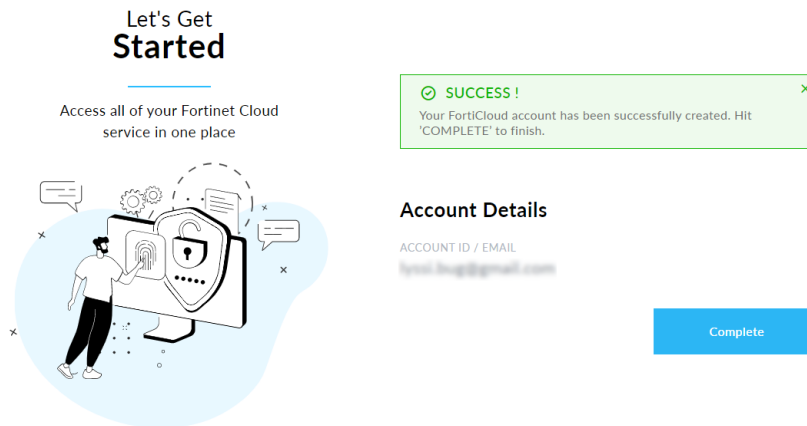
Master User testuser@gmail.com	First Name
Last Name	Title
Company	Address
Country Select a Country	City
State/Province	ZIP/Postal Code
Phone	Fax
Industry	Organization Size Organization Size

[Cancel](#)

[Submit](#)

12. Select *Submit*. The *Fortinet Service Terms & Conditions* open.

13. After reading through the terms and conditions, select *I have read, understood and accepted the contract stated above*.
14. Click *Register*. A confirmation message is displayed.



15. Click *Complete*. After a few moments the FortiCloud login screen is shown.
16. Sign in with your newly created account credentials.



www.fortinet.com

Copyright© 2023 Fortinet, Inc. All rights reserved. Fortinet®, FortiGate®, FortiCare® and FortiGuard®, and certain other marks are registered trademarks of Fortinet, Inc., and other Fortinet names herein may also be registered and/or common law trademarks of Fortinet. All other product or company names may be trademarks of their respective owners. Performance and other metrics contained herein were attained in internal lab tests under ideal conditions, and actual performance and other results may vary. Network variables, different network environments and other conditions may affect performance results. Nothing herein represents any binding commitment by Fortinet, and Fortinet disclaims all warranties, whether express or implied, except to the extent Fortinet enters a binding written contract, signed by Fortinet's General Counsel, with a purchaser that expressly warrants that the identified product will perform according to certain expressly-identified performance metrics and, in such event, only the specific performance metrics expressly identified in such binding written contract shall be binding on Fortinet. For absolute clarity, any such warranty will be limited to performance in the same ideal conditions as in Fortinet's internal lab tests. Fortinet disclaims in full any covenants, representations, and guarantees pursuant hereto, whether express or implied. Fortinet reserves the right to change, modify, transfer, or otherwise revise this publication without notice, and the most current version of the publication shall be applicable.